

2022/23 Business Plan and Budget

Quarter 2 update



CITY OF
ADELAIDE

ARBOR LANE



Glossary of Terms

Strategic Annual Priorities	Projects or services committed to by Council for delivery in the annual Business Plan and Budget.	Practical Completion	The practical completion phase of a project, where works are completed to a point where an area/asset is open and created in our asset system. Depreciation commences at this point.
Service	Essential local government services that meet community need, expectation and legislated requirements. Thirteen community services enable delivery of the Strategic Plan.	On Hold	Project status indicating a decision of Executive or Council is required and cannot proceed until a decision is reached.
Commercial activity	Activities provided to the community that generate income, including parking, North Adelaide Golf Course and the Adelaide Town Hall.	Capital project	A long term project to establish, develop, improve or renew a capital asset.
Major project	Significant works of a capital nature that are over the prudential limit, multi-year or have significant grant funding.	Strategic project	Project that supports the delivery of the Strategic Plan. They are generally 'once off' activities that have been prioritised to be delivered in a specific timeframe. Strategic Project budgets are operational in nature (not capital) and are aligned to a relevant service.
New and upgrade	Works of a capital nature that are either introducing new assets or significantly upgrading existing assets. Usually by extending the footprint of an asset or increasing the level of service the asset provides.	Retimed	Deliberate change of timing of a project into a future year based on an agreed decision.
Renewal	Works of a capital nature that are replacing an existing asset like for like or like for modern equivalent.	Reclassification	A change of a project categorisation to reflect the scope, size or funding source of a projects (e.g. Renewal to Major Project).
Design Only	Projects for which only the design phase will be undertaken in the current year, with construction occurring in another financial year.	Reallocation	Reallocation of funds from one source to another.
Plan/Design	The planning and design phase of a project, which includes activities such as project planning and technical design.	Financial Indicators	Measures used to assess Council's financial performance, to guide decision making on major projects, and ensure its continued financial sustainability.
Build/Construct	The build and construction phase of a project, which includes activities such as tendering, and construction/creating an asset.	Subsidiaries	Established by Council under Section 42 of the Local Government Act 1999 that operate under independent boards or organisations that City of Adelaide either operates or supports.

Kaurna Acknowledgement

City of Adelaide tampendi, ngadlu Kaurna yertangga banbabanbalyarnendi (inbarendi). Kaurna meyunna yaitya mattanya Womma Tarndanyako. Parnako yailtya, parnuko tappa purruna, parnuko yerta ngadlu tampendi. Yellaka Kaurna meyunna itto yailtya, tappa purruna, yerta kuma burro martendi, burro warriappendi, burro tangka martulyaiendi. Kumarta yaitya miyurna iyangka yalaka ngadlu tampinhi.

City of Adelaide acknowledges the traditional Country of the Kaurna people of the Adelaide Plains and pays respect to Elders past and present. We recognise and respect their cultural heritage, beliefs and relationship with the land. We acknowledge that they are of continuing importance to the Kaurna people living today. And we also extend that respect to other Aboriginal Language Groups and other First Nations.

Contents

3 – 5

Introduction
Kaurna Acknowledgement, City & Community Profiles

6 – 11

Delivery against our Commitments
Strategic Annual Priorities, Community Services Quarter Highlights, Commercial Services Quarter Highlights, Subsidiary Quarter Highlights

12 – 36

Capital Program Status Reports
Major Projects, New & Upgrade, Renewals

37 – 46

Strategic Projects Status Update

47 – 58

Financial Statements
Quarter Review, Mid-year Forecast, Report on Financial Results

59 – 60

Subsidiary Reports

City Profile

Kaurna Heritage

Adelaide is located on the traditional Country of the Kaurna people. The main square in the heart of the city is known as Victoria Square/Tarntanyangga, which means Red kangaroo dreaming. Similarly, the river is named River Torrens/Karrawirra Parri, reflecting the Kaurna name meaning Redgum forest. All 29 parks and significant heritage sites across the city and Park Lands have been assigned a Kaurna name.

City in a Park

Adelaide's design is the creation of Colonel William Light, who set out to shape a city of the future that celebrated its natural surrounds. Covering over 760 hectares, the Adelaide Park Lands are Australia's biggest backyard. Residents and visitors alike can enjoy healthy and balanced living through sport and exercise, recreation and relaxation. Our parks and six city squares all boast a variety of different features and facilities.

Sources:

2019 - 2021 City of Adelaide Data
2021 Tourism Research Australia
City of Adelaide Community Profile – profile.id
City of Adelaide Economic Profile – economy.id
City of Adelaide Business by Industry – economy.id
List of Tallest Buildings in Adelaide – Wikipedia
How some of SAs Oldest Buildings have been uncovered – environment.sa.gov.au



15.57sqkm
LAND AREA



15 MINS
FROM CITY TO AIRPORT



HOLY TRINITY CHURCH
OLDEST BUILDING



14,660
PRIVATE DWELLINGS



321,500
DAILY VISITORS



1.2 million
DOMESTIC AND INTERNATIONAL VISITORS



148,639
LOCAL JOBS



25,551
CITY RESIDENTS



11,519
BUSINESSES



CROWNE PLAZA HOTEL
TALLEST BUILDING



643
PUBLIC ART INSTALLATIONS



95
LIVE MUSIC VENUES



878
PLACES TO EAT AND DRINK



\$20.9b
GROSS REGIONAL PRODUCT

Community Profile

A Place for Everyone

Each day, the city centre bustles with an increasing number of users attracted to the city's increasing connectivity, students attending some of the world's most acclaimed tertiary institutions and domestic and international visitors drawn by the abundant visitor experiences.

Live, Work & Study

Adelaide is a city for people of all ages and abilities to explore, with a wide range of sports and recreation, schools, universities, libraries and community centres that bring people together to learn and converse. There is so much to experience beyond the office or classroom, from local fresh food markets, international sporting events and world-renowned arts festivals.



36%
SPEAK A LANGUAGE
OTHER THAN ENGLISH



11,372
RESIDENTS BORN
OVERSEAS



20 – 24
LARGEST AGE GROUP



19%
RESIDENTS VOLUNTEER



45%
BACHELOR OR HIGHER
DEGREE QUALIFICATION



12,640
EMPLOYEED FULL OR
PART TIME



50%
HOUSEHOLDS ARE
RENTERS



53%
HIGH DENSITY
HOUSING



23%
ATTEND UNIVERSITY



6,922
WORK & LIVE IN THE
CITY



26%
ONE OR MORE HEALTH
CONDITIONS



8%
HOUSEHOLDS ARE
COUPLES WITH
CHILDREN



**Delivery against
our commitments**

2022/23 Strategic Annual Priorities

In the Business Plan and Budget Council has committed to deliver the following Annual Priorities:

Outcome 1 **Thriving Communities**

Council will create a city that is welcoming, inclusive and accessible to all.

- Deliver the next generation Adelaide Free Wi-Fi network to support and improve digital access and connectedness to our community
- Develop a policy position on micromobility to enhance our advocacy on emerging modes of transport

Outcome 2 **Strong Economies**

Council will champion a robust and diversified economy where innovation and low costs support growth and investment.

- Deliver a new innovative Experience Adelaide visitor centre and city-wide digital visitor experience
- Review and streamline the Community Land Management Plans to support the unique values, use and management of our Park Lands
- Activate key precincts by working with businesses to reinvigorate main streets, encouraging people back into the city

Outcome 3 **Dynamic City Culture**

Council will continue to create a beautiful, diverse city that celebrates its natural, cultural and built heritage.

- Grow and expand future event opportunities by developing event infrastructure
- Undertake a trial to provide information on the history of Council and the Adelaide Town Hall

Outcome 4 **Environmental Leadership**

Council will be a leader in responding to climate change and support our community and businesses to be resilient in the face of environmental challenges.

- Increase street tree canopy across the city, by trialling new green infrastructure and delivering the Greening Sturt Street West project
- Prepare a Heritage Management Plan for the National Heritage listing of the Park Lands

Outcome 5 **Enabling Priorities**

Council will continue to work innovatively and collaboratively with partners and the community.

- Implement an Insights Strategy that focuses on a holistic approach to how we collect, analyse and report on what we have heard and what we know
- Establish two new commercial opportunities which expand Council's revenue streams
- Implement Service Performance Measures to monitor efficiency and identify opportunities for improvement

Community Services Quarter Highlights

Sharing the status, delivery and outcomes of Community Services.

Service	Quarter 2 Update
Arts, Culture and Events	<ul style="list-style-type: none">• Adelaide Town Hall Christmas concert held, featuring local Kurt Ison and supported by local choirs.• The City of Adelaide SALA Festival Incubator Award was presented in celebration of artists working in the city.• Arts and Cultural grants major funding round was finalised, with 19 opportunities awarded.• Brad Darkson artwork celebrating Kurna culture was launched by Guildhouse, and was supported by a Council Arts and Cultural grant.• Cultural Strategic Partnerships for 2023 were awarded to 10 arts organisations.• Adelaide Contemporary Experimental Studios 2022 partnership concluded with an exhibition.• Open Space Contemporary Art partnership presented temporary artwork conducted as part of the Nature Festival.• Adelaide Film Festival partnership presented on the East End Moving Image platform.• Christmas Festival Exhibition was held in the Adelaide Town Hall.
Community Planning and Development	<ul style="list-style-type: none">• Creative activation on city streets acknowledged the International Day of the Elimination of Violence Against Women, on 25 November, and throughout the ensuing 16 days of activism. 5 benches were painted by local artist, Leah Grant, working with Catherine House and Sturt Street Primary School.• Music in the Community featuring local residents was held monthly in community centres.• Bystander awareness training was provided to local residents.• Welcome Coffee and Chat session at the Minor Works Building was held in December.• Gig Rig partnership with Carlew was held at libraries and community centres to support a series of school holiday music making workshops, live music performances and screening music videos.
Community Safety	<ul style="list-style-type: none">• Trial of a Bilingual Community Liaison Officer continues with proactive links being made with SAPOL and other service providers.• A summer response for an increase in remote and regional visitors is being implemented.

Community Services Quarter Highlights

Sharing the status, delivery and outcomes of Community Services.

Service	Quarter 2 Update
Economic Planning and Growth	<ul style="list-style-type: none"> • Five Games Studios were assisted to attend the GCAP (Games Connect Asia Pacific development and networking event) and the PAX (Penny Arcade Expo) as part of Melbourne Games Week. • The inaugural Adelaide Start-up Week was held in partnership with _SouthStart (an organisation/festival focused on design and innovation) and consisted of 27 events and 1,300 registrations. • The second Data4Lunch event hosted by KPMG on 16 November was attended by 100 people with presentations from Justin Jamieson, South Australian Chairman KPMG and Jane Johnston, Chief Executive StudyAdelaide. • Mainstreet Development Program grants were provided to Hutt Street Traders Association, Grote Business Precinct Association, East End Coordination Group and City South Association. • Investment attraction support was provided to 60 businesses. This includes property searches, provision of information about Adelaide as a business or investment location, welcome to Adelaide information for their staff, working with developers on property investment proposals and directly targeting retail brands to establish in the Adelaide CBD. • ADL Fashion Week (AFW) took place from 6 - 9 October delivering and coordinating 25 events with over 800 guests across 4 days. The event featured "Adelaide's Biggest Shopping Weekend" across Rundle Mall and Rundle Street with hundreds of offers and exciting activations. Total foot traffic for Rundle Mall was up 3.5%, and Rundle Street up 101% on the Vogue Festival 2021. Retail spend was up 5% year-on-year. • WellFest Adelaide held from 7 - 30 October with luncheons, forums and 50+ operator led events focusing on mindfulness, sleep, appearance, fitness, health & nutrition. WellFest featured "Rundle Mall's Biggest Yoga Session" with 400 tickets sold and \$8,000 raised for Beyond Blue's 24/7 Support Service. Surveyed participants rated the event 9.34 out of 10. • Rundle Mall hosted Black Friday on 25 November with the first ever complimentary concierge service and cocktail lounge. Black Friday spending in the city was up 5% on 2021 and foot traffic fared 7% better than the national average. • Christmas in the Mall was held with nine weeks of music, carols, decorations and the Rundle Mall windows. Christmas shopping was bolstered with 28 hours of additional trade, including 3 midnight trading days. The period was capped off by the traditional Boxing Day sales with confetti cannons, DJ's and the Rundle Mall "cool zone".
Environmental Sustainability	<ul style="list-style-type: none"> • Public consultation on the Draft Climate Action Plan and Draft Climate Policy closed on 11 December 2022. Analysis of the feedback is underway and will be presented to Council with the updated Climate Action Plan for consideration. • Work to finalise the new Sustainability Incentive Scheme rebates (approved by Council in July 2022) including a new online submission process via SmartyGrants culminated in opening of the new scheme on 1 January 2023. • Two knowledge sharing events for residents and businesses interested in improving the environment performance of their assets and operations were held on 30 November and 8 December.
Library Services	<ul style="list-style-type: none"> • Access to collections, programs and public spaces that inspire and connect with a diverse community have continued. • Context Writers Festival with Writers SA, "Through the Lens" exhibition with Office for the Ageing, "Being Digital" workshops and Author talks and writing round table as part of the Feast Festival took place in Quarter 2
Park Lands and Open Space	<ul style="list-style-type: none"> • Works have progressed on the Master Plan for Victoria Park / Pakapakanthi (Park 16).

Community Services Quarter Highlights

Sharing the status, delivery and outcomes of Community Services.

Service	Quarter 2 Update
Parking	<ul style="list-style-type: none"> The use of new mobile technology is now underway, delivering a safer and more effective approach to on-street parking compliance.
Planning Building and Heritage	<ul style="list-style-type: none"> A draft City of Adelaide submission was prepared in response to the Planning System Implementation Review.
Property Management and Development	<ul style="list-style-type: none"> Property development group, ICD Property, has undertaken on-site enabling works including the provision of interim access arrangements for the Samuel Way building. Further service relocations and site establishment works have progressed to separate the Central Market Arcade from the adjoining Central Market building. Site hoardings have been erected within the Eastern Roadway with signage also installed to Grote and Gouger Streets. Over 96% of the Market Square apartments have been pre-sold with ICD Property recently announcing HEI Schools as the on-site childcare operator. Further announcements will be made with respect to other tenants and operators, including across the hotel, office and supermarket uses. ACMA have requested that invasive construction works not take place over the festive season to avoid construction impacts on Central Market traders.
Resource Recovery and Waste Management	<ul style="list-style-type: none"> As part of the National Plastics Recycling Scheme (NPRS), a soft plastics kerbside collection pilot project was launched on 6 December 2022, in partnership with the Cities of Charles Sturt and Port Adelaide Enfield.
Sports and Recreation	<ul style="list-style-type: none"> Skate workshops have been held at the Skate Park and are proving very popular.
Streets and Transportation	<ul style="list-style-type: none"> Upgrades to stormwater infrastructure at the Hutt Street and South Terrace intersection is currently being investigated. The flood mitigation strategy will be developed with a holistic view, considering benefits of Pakapakanthi Wetland and future planned projects in the proximity. Administration is reviewing concept options for Kingston Terrace Stormwater following responses received from residents regarding stormwater issues in the street. This will be followed by a presentation to Council on options for the street. Streetscape improvement opportunities are being investigated to align with planned asset renewals, increase street greening, and improve pedestrian facilities and accessibility. Streetscape upgrade of Stephens Street and Stephens Place to improve pedestrian facilities, calm vehicle traffic and improve overall street amenity is in progress.

Commercial Activities Quarter Highlights

Sharing the status of the delivery and performance of our commercial activities.

Service	Quarter 2 Update
Parking	<ul style="list-style-type: none">UPark hardware replacement project is progressing and is on time and on budget.Financial forecasting indicates that UPark revenue will be favourable at the end of the financial year.Consumer experience has been enhanced with the application of new hardware and software and now provides a more convenient way to enter our off street car parks.
North Adelaide Golf Course	<ul style="list-style-type: none">Year to date (YTD) position is favourable to the budget.YTD visitation targets have been met with more than 100,000 rounds of golf in 2022-23.North Adelaide Golf Course continues to see increased visitation, resulting from higher quality playing surfaces post installation of the automated irrigation system.The business case for the introduction of a Mini Golf service offering within North Adelaide Golf Course has been progressed and will be brought back into council.Enhanced course quality is anticipating the growth trajectory, delivered over the past 2 years, will be sustained.
Adelaide Town Hall	<ul style="list-style-type: none">Quarter 2 was Adelaide Town Hall's busiest Quarter for bookings and income since pre-COVID.New passenger lift installed in Adelaide Town Hall.Concerts were the major event type at Adelaide Town Hall comprising 36% of overall bookings.Father Christmas completed the National Pharmacies Christmas Pageant procession at the Adelaide Town Hall.The free Town Hall Christmas Concert was booked out and the feedback from participants was positive.YTD position is favourable to the budget and forecasting indicates the end of the financial year to be favourable.Adelaide Town Hall façade works project due to start in 2023 is likely to impact bookings and enquiries.



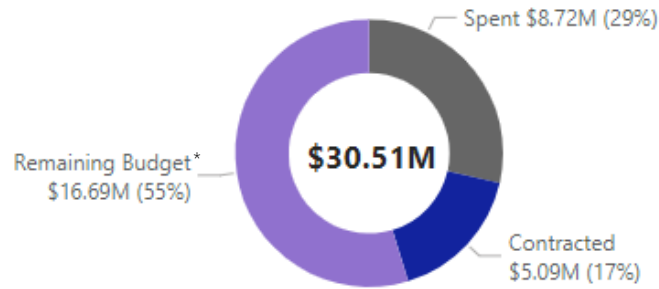


Capital Program

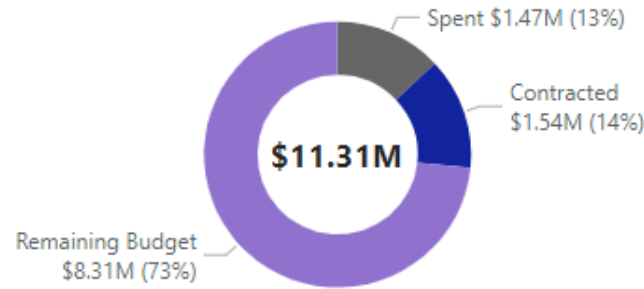
Capital Program Summary

The following graphics show the overall status of our capital program delivered for the previous quarter.

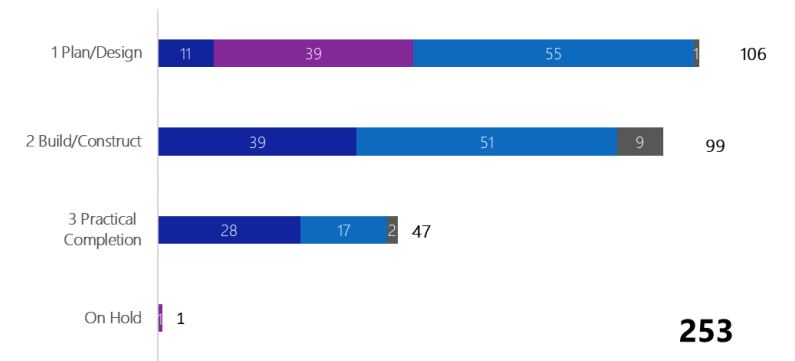
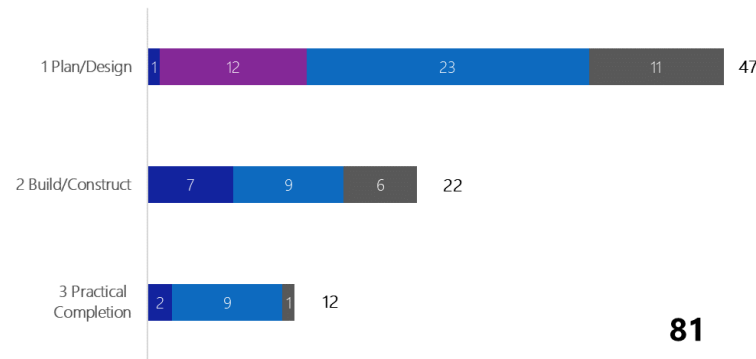
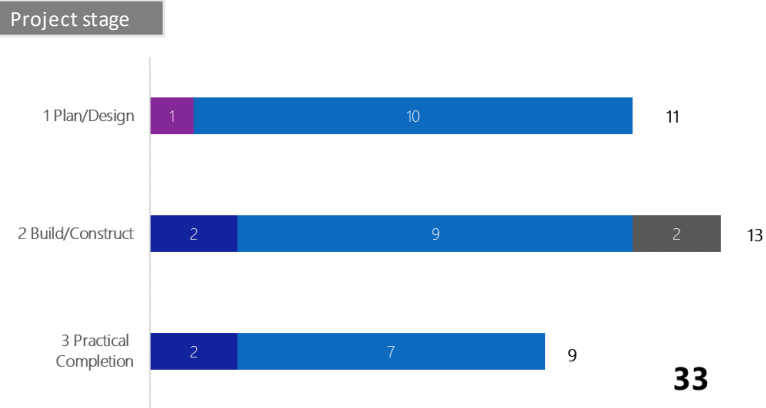
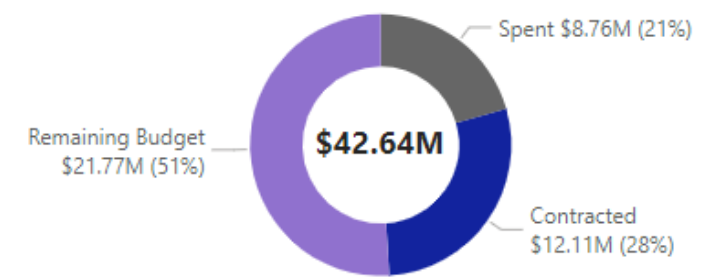
Major Projects



New and Upgrade



Renewals



*This includes committed funds for Central Market Arcade Redevelopment

Major Projects

Major Projects are significant works of a capital nature that are over the prudential limit, multi-year or have significant grant funding.

Quarter Summary

Overall, projects are tracking well with 86% of our projects on time and on budget. The second quarter has seen further progress in the delivery of Major Projects.

- Rymill Park Infrastructure project and Port Road Zebra crossing project (one of the Cycling Infrastructure sections) are completed.
- Rymill Park, Bonython Park and Rundle Park shared paths (sections of the Cycling Infrastructure project) are open to the public with minor works and lighting upgrades planned for Quarter 3.
- Paxton’s Walk will also be completed during Quarter 3.
- Approach to market for North Terrace to Rundle shared path works, Sturt Street West Greening and Rymill Lake renewal project planned for next quarter.
- City Deal has fully committed all funds and is on track for June completion.

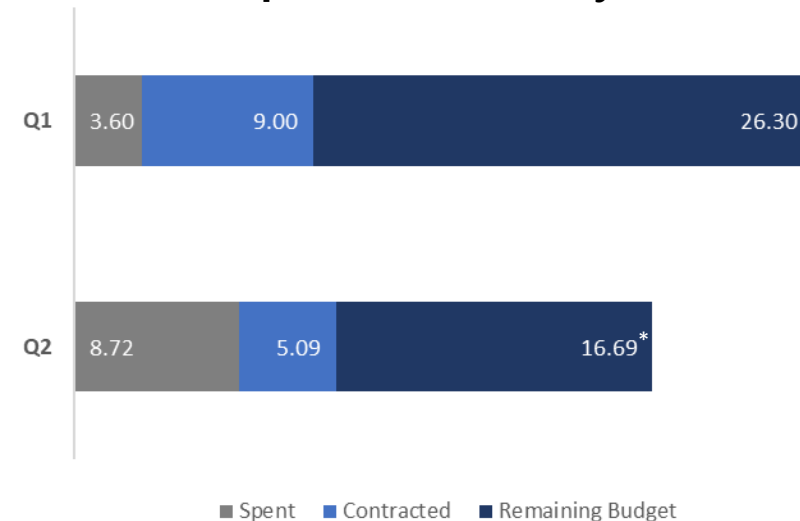
More detailed status updates are available in the status update section.

Expenditure Summary Graph:

The annual forecast expenditure has decreased by \$8.41M from the 22/23 Q1 budget of \$38.92M to a revised budget of \$30.51M. This is due to re-timing of works between financial years of \$8.87M, offset by a small cost increase funded by savings in New/Upgrade projects, additional grant interest (City Skate Park, Market to Riverbank and Pitt St, Events Infrastructure Rymill Park, Rymill Lake/Murlawirrapurka (Park 14) Upgrade project, Paxton’s Walk Revitalisation and Park 27B Community Sports Building Redevelopment) and reclassification of the Park 27B Community Sports building redevelopment to a Major project.




83% of the Major Projects expenditure has been spent (\$8.72M), contracted (\$5.09M), or committed (\$11.44M for Central Market Arcade Redevelopment).

2022/23 Expenditure Summary (\$ Millions)



*This includes committed funds for Central Market Arcade Redevelopment

Change Drivers

-  Retimed
-  Additional budget
-  Reclassification

Major Projects Summary of Financial Changes

The following table shows a summary of projects, budgets, financial changes and whole of life budgets for Major Projects

Project	2022/23					Full Project Budget as of this quarter			
	Adopted Budget \$'M	Q1 Review \$'M	Q2 Review \$'M	Quarterly Change \$'M	Change Driver	2021-22 Actuals \$'M	Q2 Review \$'M	Future expenditure \$'M	Whole of Life \$'M
Central Market Arcade Redevelopment	11.44	11.44	11.44	-		-	11.44	10.88	22.32
North-South Bikeways*	1.79	2.17	2.17	-		3.84	2.17	-	6.01
City Deal – City Safe Network Upgrade*	2.39	2.82	2.82	-		1.12	2.82	1.85	5.79
City Skate Park*	-	0.20	0.21	0.01	↑\$	3.40	0.21	-	3.61
Cycling Infrastructure*	1.46	3.04	3.34	0.30	↑\$	2.99	3.34	-	6.33
Events Infrastructure Rymill Park*	2.87	2.31	2.31	-		0.80	2.31	-	3.11
Market to Riverbank - Pitt St*	4.61	5.06	3.72	(1.34)	🕒	2.71	3.72	1.36	7.79
Moonta Street Reinvigoration*	0.47	0.47	0.47	-		3.55	0.47	-	4.02
Mainstreet Improvements (Hutt St Entry Statement and Melbourne St Improvement)*	4.00	4.00	0.06	(3.94)	🕒	-	0.06	3.94	4.00
Park 27b – Community Sports Building Redevelopment *	-	-	0.11	0.11	R	-	0.11	1.90	2.01
Paxton's Walk Revitalisation*	2.13	2.10	2.11	0.01		0.10	2.11	-	2.21
Rymill Lake/Murlawirrapurka (Park 14)* Upgrade	4.57	4.84	1.28	(3.56)	🕒	0.17	1.28	3.57	5.02
Greening Sturt St West*	0.47	0.47	0.47	-		0.03	0.47	-	0.50
Total	36.20M	38.92	30.51	(8.41)		18.71	30.51	23.50	72.72

* Grant funding associated with project

Major Projects

Legend

- ◆ indicates that the project is no longer on track or budget
- ▲ indicates that the project has risks that are being managed and may exceed budget or time
- indicates that the project timeline, delivery and budget are on track

Project	Description	Q2 Review \$'M	Status	Stage	Est. Completion	Status Update
Central Market Arcade Redevelopment	<p>Market Square is a joint venture between ICD Property and the City of Adelaide. It incorporates new residences, commercial office, retail, premium hotel, childcare and public spaces together with an expansion of the Adelaide Central Market.</p> <p>ICD Property has appointed Multiplex as the builder for this project, with a commitment to maintaining business as usual for the Adelaide Central Market and the surrounding precinct throughout construction.</p> <p>The redevelopment has commenced mid 2022 with construction anticipated over a period of three and a half years.</p> <p>The completed project will infuse new energy into the entire market district and ensure the district remains as the centre of food and beverages in Australia.</p>	11.44	▲	Build/ Construct	March 2025	<p>ICD Property has undertaken on-site enabling works including the provision of interim access arrangements for the Samuel Way building. Further service relocations and site establishment works have progressed to separate the Central Market Arcade from the adjoining Central Market building. Site hoardings have been erected within the Eastern Roadway with signage also installed to Grote and Gouger Streets. Over 96% of the apartments have pre-sold with ICD Property recently announcing HEI Schools as the on-site childcare operator. Further announcements will be made with respect to other tenants and operators, including across the hotel, office and supermarket uses. ACMA requested that invasive construction works not take place over the festive season in order to avoid negative construction impacts to the Central Market traders.</p> <p>Council received notification from Central Market Authority to suspend works until February to support effective trading over the festive trading period.</p>
City of Adelaide Bikeways (North-South) (5 sub-projects)	The North-South Bikeway will build on the existing Frome Bikeway and will connect the existing Rugby/Porter Bikeway in Unley to the Braund Road Bike Boulevard in Prospect.	2.17	▲	Plan/ Design	June 2023	<p>Frome Rd (Vic Drive to North Terrace) - Reviewing extent of works with DIT.</p> <p>Frome Rd (Vic Drive to Albert Bridge) - Reviewing extent of works with DIT</p> <p>Albert Bridge Design - Reviewing extent of works with DIT.</p> <p>North Terrace to Rundle - Design Completed - Ready for Procurement in January 2023.</p>
City Safe CCTV Network Upgrade (City Deal) (2 sub-projects)	CCTV Network Upgrade including purchase of new platform video management system and replacement or upgrade of cameras where required. Project is funded by the Australian Government via the Adelaide City Deals (\$3M) and CoA has committed to spend \$2.8M for Street Lighting LED Renewals as part of the deal.	2.82	●	Plan/ Design	June 2023	<p>Camera analysis complete. Recent vendor camera price rises require further negotiation.</p> <p>Hardware supply chain issues ongoing. Temporary hardware used to progress the project.</p> <p>System testing performed. Some operational issues remain to be solved.</p> <p>Aim is to cutover to the new system in February.</p>

Major Projects

Legend

- ◆ indicates that the project is no longer on track or budget
- ▲ indicates that the project has risks that are being managed and may exceed budget or time
- indicates that the project timeline, delivery and budget are on track

Project	Description	Q2 Review \$'M	Status	Stage	Est. Completion	Status Update
City Skate Park (2 sub-projects)	New City Skate Park in Gladys Elphick Park / Nurnungga (Park 25) in the west Park Lands. The project will deliver a regional facility drawing users from across the metropolitan area and State with the ability to hold competition events and be a main attraction for skate park users.	0.21	●	Practical Completion	September 2022	Project completed.
Cycling Infrastructure (10 sub-projects)	Design and construction of 11 cycling infrastructure projects to improve access, safety and connectivity for bicycle riders within the Council area, prioritised to improve cycling connections to and around Lot 14.	3.33	●	Build/Construct	April 2023	Bonython Shared Access Path - Construction nearly complete. Lighting and Retaining Walls remaining works to be completed. Fitzroy/Robe Tce shared Path - Works to commence in January.
Events Infrastructure Upgrade - Rymill Park	The Events Infrastructure Project will provide improved and upgraded services that will support the ongoing and continued use of the area as a major event and entertainment hub in the eastern parklands.	2.31	●	Practical Completion	December 2022	Practical Completion was achieved in late December. Contractor to resolve minor outstanding works.
Market to Riverbank Laneways Upgrade (4 sub-projects)	The Market to Riverbank link project is a joint investment project between the City of Adelaide and the State Government (through Renewal SA) to upgrade Bank Street, Leigh Street, Bentham and Pitt Street. Current Scope: Bentham Street upgrade to kerbless environment with feature decorative concrete, continuation of Market to Riverbank public art outcomes and improvements to greening and lighting. Pitt Street design works.	3.72	▲	Build/Construct	December 2023	Bentham Street works are at practical completion and Bentham Street is open to public. Pitt Street designs are currently being developed.
Moonta Street	Street upgrade including supply and install of new granite paving, stormwater improvements, and greening. Additional scope agreed to by Minister: Project savings to be provided as funding contribution towards the remediation of the southern Moonta Street Gateway, to cover the costs for the design of a zebra crossing at Gouger St (to link Moonta and Field Streets) and funding contribution towards the construction thereof.	0.47	●	Build/Construct	June 2023	Main streetscape works completed Oct 2021. Additional scope approved in June 2022 for completion by 30 June 2023 and to be funded from project savings include refurbishment of southern Moonta Street gateway, expected to commence in Feb 2023 after Chinese New Year, and contribution towards costs of a Gouger Street pedestrian crossing, linking Moonta St and Field St.

Major Projects

Legend

- ◆ indicates that the project is no longer on track or budget
- ▲ indicates that the project has risks that are being managed and may exceed budget or time
- indicates that the project timeline, delivery and budget are on track

Project	Description	Q2 Review \$'M	Status	Stage	Est. Completion	Status Update
Mainstreet Improvements	<p>Hutt Street Entry Statement Project</p> <p>A \$4M grant agreement has been initiated between the Department for Infrastructure and Transport and The Corporation of the City of Adelaide, and \$3M funding has been provided for Hutt Street.</p> <p>This project will deliver outcomes to enhance Hutt Street and its surrounds in accordance with the funding agreement requirements.</p>	0.02	●	Plan/ Design	November 2024	Detailed design currently in progress
	<p>Melbourne Street Improvement</p> <p>A \$4M grant agreement has been initiated between the Department for Infrastructure and Transport, and The Corporation of the City of Adelaide and \$1M funding has been provided for Melbourne Street.</p> <p>Project objectives are to:</p> <ul style="list-style-type: none"> - provide opportunities for outdoor dining areas through the design and construction of temporary parklets. - design and construct a safer crossing zone for pedestrians at each end of Melbourne Street precinct. - improve street amenity by reviewing and rationalising non-fixed and fixed furniture items along the street for renewal and increase greening/ shading opportunities. 	0.04	●	Plan/ Design	May 2024	A full, detailed design is currently underway to investigate opportunities for safer pedestrian crossings along Melbourne Street and to improve street amenity along the street. Temporary Parklets are being constructed to provide outdoor dining areas.
Park 27b - Community Sports Building Redevelopment	<p>Deliver a new fit for purpose community sports building that considers current and future sports activation on the adjacent playing fields. Modernising the facility will also allow for the inclusion of unisex changerooms for equal participation and strengthen role of providing a community base for teams, their families and visitors. The City of Adelaide has been granted \$2M to deliver the project.</p>	0.11	●	Plan/ Design	June 2024	<p>Currently undertaking feasibility assessment of proposed construction footprint.</p> <p>Expected to be delivered as a Design & Construction contract with contract to go to tender mid 2023.</p> <p>\$2M Grant to deliver new Clubrooms to expand the current rooms.</p>

Major Projects

Legend

- ◆ indicates that the project is no longer on track or budget
- ▲ indicates that the project has risks that are being managed and may exceed budget or time
- indicates that the project timeline, delivery and budget are on track

Project	Description	Q2 Review \$'M	Status	Stage	Est. Completion	Status Update
Paxton's Walk Revitalisation	The Paxton's Walk Revitalisation project will bring new life to a popular East End pedestrian link, transforming it from a tired and constrained walkway into a vibrant, welcoming, green and accessible place. It will also provide a key link between Adelaide's East End Precinct to the Lot Fourteen site currently under rejuvenation by Renewal SA.	2.11	●	Build/ Construct	February 2023	Streetscape and stormwater upgrade project. Construction is in progress. All public, community and key external stakeholders have been notified. Integration of Public Art is underway in February 2023. Expected project completion is in February 2023.
Rymill Park/Murlawirrapurka Lake Renewal	This project is the next stage of the Rymill Park Masterplan, seeking to upgrade the Rymill Park Lake and surrounding infrastructure and amenities, including updated access improvements lighting, greening and tree planting. Considering the existing appearance and qualities of the lake, and reinforcing the cultural, historic and social importance of the lake as a place of gathering of families and water-based recreation.	1.28	◆	Plan/ Design	June 2024	Detailed design has now commenced and will be completed in early 2023. Expression of Interest documents were released to market on 24 November with 50% designs. This process seeks to test the market, evaluate responses and shortlist suitable contractors. The next stage of procurement (Select – Request for Quote) is planned for February before contract award/site commencement in April/May.
Sturt West Greening	This project is to undertake a greening upgrade along Sturt Street (West). Funding for this project will be applied for through Greener Neighbourhoods Grant. Council will need to contribute in-kind funding contribution.	0.47	●	Plan/ Design	June 2023	Streetscape upgrade to green and improve amenity along Sturt Street from West Terrace to Whitmore Square. Grant funding will be received through Green Adelaide, subject to project completion in June 2023. <ul style="list-style-type: none"> • Detailed Streetscape & greening design issued 18 November. • Request for quote released on 22 November; no submissions were received. • Project Manager working closely with Procurement Team to progress and complete the Procurement phase of the project.

New and Upgrade

New and Upgrade projects are works of a capital nature that are either introducing new assets or significantly upgrading existing assets, usually by extending the footprint of an asset or increasing the level of service the asset provides.

Quarter Summary

There has been some movement in the New and Upgrade program in the second quarter, with 27% of the program spent or committed. Increased procurement activity in Quarter 3 will increase the funds spent and committed.

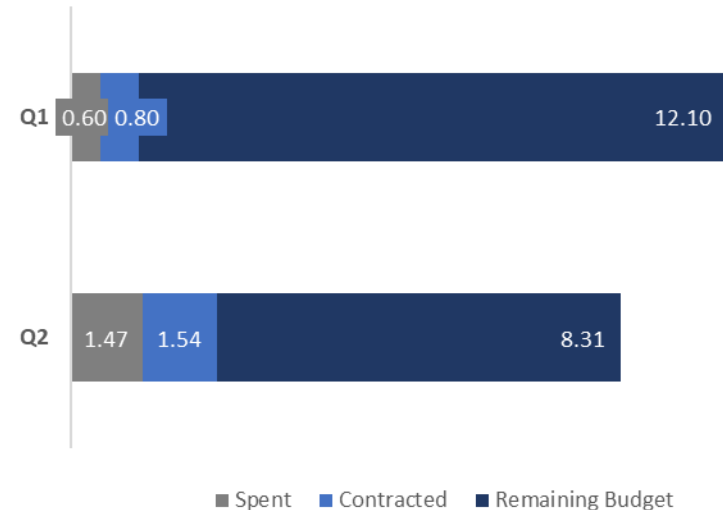
- 4 further projects have reached practical completion in this quarter
- Significant projects, such as the Greener City Streets program, will approach the market in Quarter 3
- 8 projects will complete the planning phase in the next quarter.

Expenditure Summary :

The annual forecast expenditure has decreased by \$2.25M from the 22/23 Quarter 1 budget of \$13.56M to a revised budget of \$11.31M. This is due to a re-timing of the Mini Golf project into next year and savings from projects funding additional spend in Major Projects.

\$1.47M has been spent to date and \$1.54M has been contracted across the new and upgrade projects, resulting in 27% of the 22/23 program currently committed.

2022/23 Expenditure Summary (\$ Millions)



Change Drivers

- 🕒 Retimed
- \$ Additional Budget/ Savings
- R Reclassification

New and Upgrade

The following tables provides a financial summary of the program by Service category.

Service	2022/23				Change Driver	Impacted Projects
	Adopted Budget \$'M	Q1 Review \$'M	Q2 Review \$'M	Quarterly Change \$'M		
Arts, Culture and Events	1.30	1.39	1.34	-0.05	R	Reclassification of the Events and Festival Infrastructure project as a strategic activity, savings used to fund new activities.
Community Planning and Development	1.70	1.78	1.78	-		
Economic Planning and Growth	-	0.81	0.69	-0.12	\$	Savings from completed ACMA projects used to fund new activities.
Environmental Sustainability	1.20	1.31	1.30	-0.01	\$	Savings from completed Mistletoe Park/Tainmuntilla (park 11) Park Lands biodiverse and water sensitive gateway and urban address (CCAIF) project used to fund new activities.
Park Lands and Open Space	2.30	2.41	2.11	-0.30	\$	River Torrens/Karriwirra Pira Lake Earth retaining structure project tender price below budget, savings used to fund additional requirements in a major Park Lands project.
Parking	1.30	1.27	1.27	-		
Planning, Building and Heritage	-	0.01	0.01	-		
Property Management and Development	2.40	0.72	0.69	-0.03	\$	Release from Central Market Options project used to fund new activities.
Resource Recovery & Waste Management	0.3	0.35	0.35	-		
Sports and Recreation	2.05	2.05	0.25	-1.80	🕒	Re-timing of the Mini Golf project into 23/24. \$2M offset by new Golf improvement projects \$0.2M.
Streets and Transportation	1.10	1.46	1.52	0.06	\$	New intersection Traffic signal safety improvements and design cost increase for street upgrade funded from savings in other areas.
Total	13.70	13.56	11.31	-2.25		

New and Upgrade

The following tables provide further details on each project and a current status update.

Legend

- ◆ indicates that the project is no longer on track or budget
- ▲ indicates that the project has risks that are being managed and may exceed budget or time
- indicates that the project timeline, delivery and budget are on track

Project	Description	Q2 Review \$'M	Status	Stage	Status Update
Arts, Culture and Events					
Christmas Festival 22	Christmas in the City Funding Allocation.	0.20	●	Plan/ Design	2022 Christmas project is currently in progress.
Christmas Festival Preparations	Implement this year's actions of the Christmas Festival Action Plan.	0.20	●	Plan/ Design	2023 Christmas project is not currently active.
City Activation - Festoon Lighting	Create interesting spaces across our city through lighting.	0.10	●	Plan/ Design	Undertaking site investigations to inform the concept design and constructability of permanent Festoon lighting to activate and create an inviting environment on Vaughan Place (adjacent Exeter Hotel).
Events and Festivals Infrastructure	Implement infrastructure that supports events and festivals across the city.	0.00	●	Cancelled	Budget has been removed. Investigation not part of capital program.
Illuminate Adelaide Public Artwork (2 sub-projects)	Commission a permanent light-based public artwork.	0.35	▲	Plan/ Design	To support the Illuminate Adelaide event, City of Adelaide is partnering with Illuminate Adelaide to commission a series of permanent light-based public artworks. A budget of \$300k per year is included in the CoA Budget & Business Plan. The location of the Illuminate Adelaide artwork by Studio Ouchhh was approved by Council in August 2022 for Light Square/Wauwi for delivery by July 2023. Detailed Feasibility and Detailed Design currently underway in parallel with negotiation of the funding agreement with Illuminate Adelaide. As requested by Council, the concept design for the Melbourne Street artwork by Carla O'Brien is being further developed and will be brought back to Council for approval.
Public Art 21-22 (5 sub-projects)	Deliver a range of public art capital projects that will surprise, delight and attract people and contribute to the development of Adelaide as the premier international arts market.	0.11	●	Build/ Construct	Capital funding carried forward from 21/22 for the completion of Public Art projects in progress, including The Angels: Adelaide City of Music Laneway, portraits for Auntie Shirley Peisley and Ipparityi for the Women in the Chamber Project, and artwork in Bentham St as part of Market to Riverbank.

New and Upgrade

Legend

- ◆ indicates that the project is no longer on track or budget
- ▲ indicates that the project has risks that are being managed and may exceed budget or time
- indicates that the project timeline, delivery and budget are on track

Project	Description	Q2 Review \$'M	Status	Stage	Status Update
Arts, Culture and Events					
Public Art Action Plan - Capital Projects (5 sub-projects)	Deliver a range of public art capital projects that will surprise, delight and attract people and contribute to the development of Adelaide as the premier international arts market.	0.22	●	Plan/ Design	The Public Art Action Plan commits that a minimum of 1.3% of the capital works program will be spent on the commission of new public artworks and the delivery of the plan. Funding has been allocated for artwork for Paul Kelly: City of Music Laneway (complete), decommission of Sculpture for Hire program (complete), portraits of Mary Lee and Catherine Helen Spence for the Women in the Chamber project (in progress), and the contemporary art acquisitions for the Civic Collection (to be finalised in Q4).
Reignite Adelaide - East End Festival and Event Place Retractable Bollards*	The installation of strategically placed automated street bollards (Ebenezer Place, Vardon Avenue and Rundle Street) to enable local businesses, events and festivals to temporarily close-off and activate key locations in the East End.	0.16	▲	Build/ Construct	Bollards are installed and electrical works to complete are now under contract. Works are scheduled to start in Jan/ Feb.
Community Planning and Development					
Place of Courage / Spirit of Woman (Park 27)	The Place of Courage commemorative artwork set into a integrated landscaping intended to raise awareness about the impact of domestic and family violence.	0.10	▲	Plan/ Design	The \$100k CoA budget, as well as the intended matched State Government grant funding, are contributions that will go directly to the Spirit of Woman non-profit to project manage, commission and deliver the project. The intention of Spirit of Woman is to increase the total budget via additional fund-raising, leading to an extended timeframe beyond the current financial year. \$5k of the \$100k Council funding contribution has been released to Spirit of Woman as a contribution to engage three artists and landscape teams to complete concept designs that will be used to leverage fund-raising. When fund-raising is complete, the preferred concept design will come to Council for consideration and approval. An MOU (funding agreement) and donation agreement are in progress.

* Grant funding associated with project

New and Upgrade

Legend

- ◆ indicates that the project is no longer on track or budget
- ▲ indicates that the project has risks that are being managed and may exceed budget or time
- indicates that the project timeline, delivery and budget are on track

Project	Description	Q2 Review \$'M	Status	Stage	Status Update
Community Planning and Development					
Place of Reflection*	The creation of a Place of Reflection in Rymill Park/Murlawirrapurka honouring the Aboriginal Stolen Generation. Co-funded through the Stolen Generation Reparations Fund and supported by Arts SA.	0.18	●	Plan/ Design	The focal sculpture of the mother figure is complete, and cultural authority has been obtained to proceed with the project on site after Easter 2023.
Southwest Community Centre	To purchase a new property for the Adelaide South West Community Centre based on the Gross Floor Area (GFA) of the previous premises at Sturt Street and establish this as a staffed facility run by Council.	1.50	●	Plan/ Design	A property that meets the criteria and is within budget is not currently available in the market. The administration will continue to monitor the market for opportunities.
Economic Planning and Growth					
ACMA New and Upgrade Projects (3 sub-projects)	Upgrade program including the installation of new grease arrestor, additional heating to the dining areas, a new customer toilet block, enhancements along the Grote Street frontage, a new cool room and construction of a pop up stall to allow casual leasing within ACMA, WiFi project and reinforcement of Federal Hall Grote Street and Gouger Street mezzanines.	0.69	●	Build/ Construct	Delivery of a new cool room is currently out to tender and awaiting submissions. All other works have been completed.
Environmental Sustainability					
Climate Change Action Initiative Fund (4 sub-projects)	Support the delivery of Council's Carbon Neutral Strategy and Action Plan.	0.22	●	Plan/ Design	14 Smart Water Meters have been installed at 7 Park Lands facilities to monitor water use.

* Grant funding associated with project

New and Upgrade

Legend

- ◆ indicates that the project is no longer on track or budget
- ▲ indicates that the project has risks that are being managed and may exceed budget or time
- indicates that the project timeline, delivery and budget are on track

Project	Description	Q2 Review \$'M	Status	Stage	Status Update
Environmental Sustainability					
Green City Streets Program (10 sub-projects)	The Green City Streets Program will be dedicated to greening of specific CBD streets based on heat and tree canopy mapping put together through joint state and local government investigations. This program is part of proposed initiatives in partnership with State Government through Green Adelaide.	1.00	●	Plan/ Design	Design consultant has been engaged to identify suitable greening locations across the city.
Karrawira Pari / River Torrens Restoration and Nature Space project	The purpose of the project is to implement a Karrawirra Parri Restoration / River Torrens Restoration and Nature Space that: <ul style="list-style-type: none"> • Contributes to improving water quality and ecological health in Karrawirra Parri (Torrens River) and Torrens Lake. • Enhances biodiversity in Karrawirra Parri and Torrens Lake. • Increases social, cultural, tourism and recreational activities, particularly with respect to connection to nature and local biodiversity. • Improves amenity of the Torrens Lake. Stage 1 of the project is focused on the design and feasibility requirements of reintroducing aquatic vegetation into Karrawirra Pari in line with the Project Design Objectives and in a way that compliments and supports existing river uses and characteristics where necessary.	0.04	●	Design Only	Stage 1 concept design is nearing completion. Kaurna cultural advice is required and will be sought.

New and Upgrade

Legend

- ◆ indicates that the project is no longer on track or budget
- ▲ indicates that the project has risks that are being managed and may exceed budget or time
- indicates that the project timeline, delivery and budget are on track

Project	Description	Q2 Review \$'M	Status	Stage	Status Update
Environmental Sustainability					
Mistletoe Park /Tainmuntilla (Park 11) Park Lands biodiverse and water sensitive gateway and urban address project (CCAIF)	Create a biodiversity sensitive urban address at the start of the Adelaide Park Lands in Mistletoe Park / Tainmuntilla (Park 11). The project will involve revegetating approximately 1200 sqm with river red gum woodland species using biodiversity sensitive and water sensitive urban design (BSUD and WSUD) principles. The project site will also include constructed WSUD infrastructure (i.e. stormwater retention basin) that will result in better water quality entering the Karrawirra Pari (River Torrens). By adding interpretive signs and public art, it will also create for the public an attractive and informative entrance to the Adelaide Park Lands.	0.04	●	Practical Completion	Project completed.
Parking					
Replacement of UPark Car Park Management System	Replace and upgrade outdated hardware and software.	1.27	●	Build/ Construct	Procurement is complete, and Master Services contract is signed. Replacement of ageing hardware within the car parks is complete including Automatic Number Plate Recognition technology. Implementation of software components will now be completed including enhancements to central control room operations, intercoms and CCTV feeds, online booking and validated parking solutions.
Park Lands and Open Space					
Botanic Creek Catchment Water Courses Improvements	Improve stormwater quality and provide a water source to Rymill Lake.	0.25	●	Build/ Construct	Design is underway and expected to be complete by end of Quarter 3.

New and Upgrade

Legend

- ◆ indicates that the project is no longer on track or budget
- ▲ indicates that the project has risks that are being managed and may exceed budget or time
- indicates that the project timeline, delivery and budget are on track

Project	Description	Q2 Review \$'M	Status	Stage	Status Update
Park Lands and Open Space					
Brown Hill Keswick Creek Stormwater Management Plan	Work with the Cities of Unley, Burnside, Mitcham and West Torrens to progress stormwater projects.	0.20	●	Build/ Construct	Funding contribution only to facilitate the implementation of the Brown Hill and Keswick Creeks Stormwater Management Plan 2016 across 5 Council areas. Works in City of Adelaide area include wetlands and other works in Parks 16 and 20. Project is managed by a dedicated Project Management team engaged by the Brown Hill and Keswick Creeks Stormwater Management Board.
City Dirt Master Plan - Park 20	Following the endorsed Master Plan and detailed design works undertaken in 2020/21 and 2021/22, deliver key safety, accessibility and amenity improvements to the BMX facility in Park 20.	0.03	▲	Design Only	Concept Plans are being developed, noting that this project is currently for design only, with delivery unfunded.
Design and Delivery of Artificial Shading Canopy in Park 20 and Park 21W Playground	Council decision on 9th August to implement artificial shading canopy and additional tree planting in both Princess Elizabeth Playground and the Glover Playground led to a new capital project to conduct detailed design and then to implement artificial shading structure as well as additional tree planting in both playground.	0.10	●	Plan/ Design	Detailed Design of Canopies on Park 20/Park 21W is currently underway and procurement process is underway.
Installation of compliant handrailing to Weir 2 and 3 Footbridges	Improve access and safety across the Torrens River.	0.15	●	Build/ Construct	Contractor has been engaged with works to commence in early 2023 to fabricate and install the handrails.
River Torrens / Karrawirra Pari Lake Retaining Structure	Construction of retaining structures to stabilise the area near the University Footbridge.	1.00	●	Build/ Construct	Contractor has been engaged with works set to commence in early 2023.
Skate Park CCTV and Greening (LRCI)	Improve safety and user amenity of the City Skate Park by installing CCTV and greening aspects.	0.32	●	Build/ Construct	Works on site are completed, awaiting invoices for CCTV component to close out the project.

New and Upgrade

Legend

- ◆ indicates that the project is no longer on track or budget
- ▲ indicates that the project has risks that are being managed and may exceed budget or time
- indicates that the project timeline, delivery and budget are on track

Project	Description	Q2 Review \$'M	Status	Stage	Status Update
Park Lands and Open Space					
Smart Irrigation of Park Lands Project	Implement smart irrigation systems to more accurately dispense water in our Park Lands at a reduced cost.	0.05	●	Build/ Construct	All materials have been procured and installation of the smart irrigation has commenced; final installation for this stage will be completed by Quarter 4. SA Water are installing sensor modules and we are experiencing a small delay but this delay will not impact the final completion date of Quarter 4.
Wattle Grove Tree Planting and War Memorial	Concept design to explore the opportunity to enhance Golden Wattle Park / Mirnu Wirra (Park 21W). Construction subject to future funding endorsement by Council.	0.01	●	Practical Completion	Project completed.
Planning, Building and Heritage					
Town Hall Complex Improvements	Investigate opportunities to improve community access to the Town Hall.	0.01	●	Design Only	Project requirements to be revised with the new elected Council.
Property Management and Development					
Adelaide Cricket Club - New Security Screens	Installation of new security screens at Adelaide Cricket Club Clubroom - Park 23 (Leased Property).	0.04	●	Build/ Construct	Works are anticipated to commence in Jan/Feb 2023.
Central Market Arcade Options	Progress the Central Market Arcade Redevelopment with project development partner, ICD Property.	0.65	●	Build/ Construct	ICD Property has undertaken on-site enabling works including the provision of interim access arrangements for the Samuel Way building. Further service relocations and site establishment works have progressed to separate the Central Market Arcade from the adjoining Central Market building. Site hoardings have been erected within the Eastern Roadway with signage also installed to Grote and Gouger Streets. Over 96% of the apartments have pre-sold with ICD Property recently announcing HEI Schools as the on-site childcare operator. Further announcements will be made with respect to other tenants and operators, including across the hotel, office and supermarket uses. ACMA have requested that invasive construction works not take place over the festive season in order to avoid negative construction impacts to the Central Market traders.

New and Upgrade

Legend

- ◆ indicates that the project is no longer on track or budget
- ▲ indicates that the project has risks that are being managed and may exceed budget or time
- indicates that the project timeline, delivery and budget are on track

Project	Description	Q2 Review \$'M	Status	Stage	Status Update
Resource Recovery and Waste Management					
Resource Recovery Strategy & Action Plan 2020-2028 (4 sub-projects)	Implement the Strategy and Action Plan to improve the management of organics, recycling and waste.	0.35	▲	Plan/ Design	Infrastructure to support resource recovery in Rundle Mall has been delivered.
Sports and Recreation					
Mini Golf within North Adelaide Golf Course	Subject to engagement and business case development, construct a fairway style mini golf course.	0.05	◆	Plan/ Design	Project is dependant on Kaurna consultation which is being progressed. Business case development is complete pending further input from consultation and is planned for presentation to Council in February 2023.
New Golf Cart at North Adelaide Golf Course	Purchase a new cart with a tray to be used to transport staff and equipment/food/beverage in and around the golf course particularly between Par 3 and Pro Shop. Staff relied on a Golf Australia cart. They have now moved their offices so it can no longer be accessed.	0.02	●	Practical Completion	Additional golf cart was purchased and placed into operation.
North Adelaide Golf Course Coaching Area Safety Upgrade	Following concerns raised regarding balls going onto and across Strangways Terrace alternate options for the coaching area have been reviewed. Change the existing area for coaching from long game play to short game was considered the most beneficial. This will result in the development of a new practice green and chipping green/facility.	0.14	●	Plan/ Design	Concept is complete and has been circulated for stakeholder feedback. Design will be finalised Jan/Feb 2023 with construction to commence in March 2023.
Strangways Terrace Golf Carpark Upgrade	Develop designs to improve carpark access.	0.05	●	Design Only	Concept Designs are being generated through external consultant and will be tabled with KPLA.

New and Upgrade

Legend

- ◆ indicates that the project is no longer on track or budget
- ▲ indicates that the project has risks that are being managed and may exceed budget or time
- indicates that the project timeline, delivery and budget are on track

Project	Description	Q2 Review \$'M	Status	Stage	Status Update
Streets and Transportation					
Field Street Upgrade (Reignite 2.0)	Streetscape upgrade of Field Street to increase overall amenity through increasing footpath widths, improving pedestrian facilities, calming vehicular traffic, installing new street trees and providing increased outdoor dining opportunities.	0.04	●	Design Only	Detailed Streetscape Design will be issued in January after which a cost estimate is to be generated to inform future planning and budgeting of the Streetscape Upgrade. Discussions are underway re. inclusion of Moonta/Gouger Street crossing and the implications and risks of doing so. Onsite development is close to completion; further development applications are expected and will need to be considered.
Flinders Street Indented Accessible Car Park	Provide compliant accessible car parking outside Hendercare	0.03	●	Build/ Construct	Contract to be awarded early 2023. Project on schedule to be completed this FY.
Flinders Street Pedestrian Crossing Improvements (Adjacent Pilgrim Lane)	Improved pedestrian crossing facilities on Flinders Street at the Pilgrim Lane crossing through installing kerb protuberances and increasing the pedestrian refuge size (Council decision ID 19708 – 8 Oct 2019)	0.01	◆	Design Only	As this project was dependant on decisions regarding the East West Bikeway, guidance from Council will be sought.
Flinders Street Streetscape Improvements and Greening	Investigate and develop a concept design from Pulteney Street to Hutt Street	0.06	●	Design Only	Stakeholder consultation is due to commence in February.
Frome Street Footpath Upgrades	Continue the whole of street approach to the flagstone pavers along Frome Street between North Terrace and Rundle Street, in conjunction with the North - South Bikeway	0.55	●	Build/ Construct	Upgrade of Frome Street's footpaths between North Terrace and Rundle Street will be delivered in conjunction with the North/South Bike way., approach to market in January 2023.
Halifax Street Project	Footpath and Kerb Renewal between Hallet Street & Stephens Street, incorporating new protuberance buildout and greening (WSUD) and DDA compliant crossing points.	0.03	●	Practical Completion	Works are completed. As the proposed savings cannot be released until the annual audit is conducted by the grantor, funds were re-timed from 21/22 to 22/23. Audit results are expected in early Quarter 3.

New and Upgrade

Legend

- ◆ indicates that the project is no longer on track or budget.
- ▲ indicates that the project has risks that are being managed and may exceed budget or time.
- indicates that the project timeline, delivery and budget are on track

Project	Description	Q2 Review \$'M	Status	Stage	Status Update
Streets and Transportation					
Hindley Street	Continuation of the Hindley Street Project, to include parklets and planter boxes.	0.06	●	Build/ Construct	Additional deck, including planter boxes, has been installed outside Music Hall. Trial sites at Hello Harry and The Red Robin have concluded. Hello Harry has been removed and returned to roadway. Red Robin is booked in for removal (requires crane). The Woolshed site was a success and has been extended for another 12 months.
Hutt Street & South Terrace Stormwater Improvements	Investigate and develop a concept for the design of stormwater improvements	0.12	●	Design Only	Consultant has been engaged to undertake investigation and design works.
Kingston Terrace East Stormwater Improvements	Investigate and design Stormwater Improvements	0.02	●	Design Only	Concept options for Kingston Terrace Stormwater are being reviewed following responses received from residents regarding stormwater issues in the street. Options will be presented to Council for decision.
Kodo Apartment Tree Replacement	Tree installation in front of new development.	0.00	●	Practical Completion	Project is completed. As the proposed savings cannot be released until the annual audit is conducted by the grantor, funds were re-timed from 21/22 to 22/23. Audit results are expected in early Quarter 3.
Lighting and Electrical New/Upgrade works	Continuation of Lighting and Electrical New/Upgrade Project	0.03	●	Build/ Construct	Lighting installation on Kingston Terrace and Princess Street has been completed.
North Adelaide Stormwater Improvement	Concept design works to reduce flood risks in North Adelaide	0.05	◆	Plan/ Design	Investigation works are progressing to inform potential concept design options.
Smart Irrigation of Streetscapes Project	Implement smart irrigation systems to more accurately dispense water in our Streets at a reduced cost	0.05	●	Build/ Construct	Phase 1 materials have been purchased and installation of the smart irrigation has commenced with 10 streets installed and operational. Additional installations to be identified in January 2023 and finalised by Quarter 4.

New and Upgrade

Legend

- ◆ indicates that the project is no longer on track or budget.
- ▲ indicates that the project has risks that are being managed and may exceed budget or time.
- indicates that the project timeline, delivery and budget are on track

Project	Description	Q2 Review \$'M	Status	Stage	Status Update
Streets and Transportation					
Sparkke Bollard	Installation of bollards and planter boxes in front of Sparkke Brewery at Whitmore Square	0.03	●	Practical Completion	Bollard installation has been completed.
Stephens Street and Stephens Place Upgrade	Investigate and commence design works to improve pedestrian access, street amenity and traffic calming	0.06	●	Design Only	A review of the existing concept has been undertaken. Concept options are being prepared for consideration prior to approval by Council.
Support for CBD Greening*	CoA proposes to install 15-25 kerb inlets WSUD- (Water Sensitive Urban Design) connected to porous wells into kerb and soil near existing street trees within our hottest CBD streets.	0.04	▲	Plan/ Design	Project funding (100% grant funded) to be reallocated to other city greening infrastructure at the request of the funding partner.
Traffic Signal safety upgrades (Lot 14 Gate 9, Pulteney St/South Tce, Vic Sq/Wakefield St)	Deliver pedestrian safety improvements to traffic lights at various locations.	0.04	●	Build/ Construct	Works for Lot 14 have been awarded to the preferred contractor and quotes will be sought for other locations. Project will be completed in Quarter 4.
Wakefield Street Improvements	Undertake concept and detailed design works for potential streetscape enhancements, including greening, improved pedestrian crossings and undergrounding of powerlines	0.25	●	Design Only	Concept Design for power cable undergrounding works are underway. PLEC Design underway through SA Power Networks. Consultation will commence through Yoursay on the completion of the concept designs.
West Pallant Project Steet Lighting	Install new CoA public lighting (in conjunction with West Pallant Renewal Project)	0.04	●	Design Only	This project is in the early concept phase which includes investigation of undergrounding electrical infrastructure and civil works extent.

* Grant funding associated with project

Renewals

Renewals are works of a capital nature that are replacing an existing asset like for like, or like for modern equivalent.

Quarter Summary

Progress has been made across all asset classes in the second quarter, resulting in 48% of the 22-23 program currently committed.

- 17 projects have achieved practical completion this quarter.
- Two significant projects, Morphett Street and Jeffcott Street, have completed the Procurement phase and are awaiting contract sign off.
- Leigh Street footpath renewals contracts have been signed.
- Approaches to market for significant projects including Adelaide Town Hall conservation works, Francis St stormwater renewal and Park 21 Veale Gardens reticulated creek renewal, are expected in the next quarter.
- A substantial number of projects are forecasting completion in the next quarter.

Movement of projects into and out of the Renewals program has resulted in an increase in the overall number of projects by 15. This movement is reflected below:

- 5 projects deferred to future years,
- 2 projects cancelled as not capital spend,
- 1 re-classified to Major projects,
- 14 new projects brought into the program (maintaining the sustainability ratio)
- 9 new child projects scoped from their parent project.

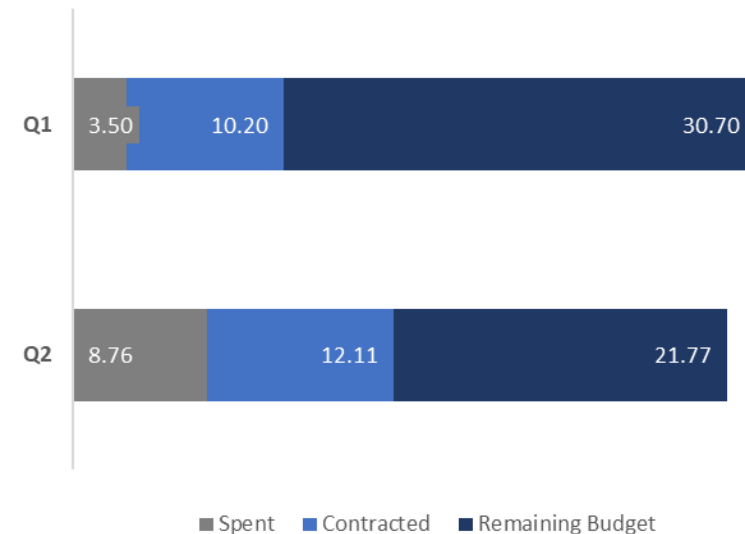
Expenditure Summary :

The annual forecast expenditure has decreased by \$1.81M from the approved 22/23 Q1 budget of \$44.45M to a revised budget of \$42.64M. This is due to \$0.2M of new grants and contributions, offset by a \$2M re-classification (including a \$1.9M re-timing into 23/24) of the Park 27B Community Sports building grant as a Major Project.

New: Financial Assistance Grant and Supplementary Road grant \$0.2M

\$8.76M has been spent to date and \$12.11M has been contracted across asset renewal projects, resulting in 49% of the 22/23 program currently committed.

2022/23 Expenditure Summary (\$ Millions)



Renewals

The following tables provide further details on each asset renewal including recently completed works.

Asset Class	Description	Total Projects	Design Only	Plan/ Design	Build/ Construct	On Hold	Practical Completion	Recently Completed Works
Bridges	Investment in the Council's bridge infrastructure to ensure accessible and safe movement throughout the City for residents, visitors and the public	6	3	1	2			
Buildings	General building renewals of ACC Corporation facilities	51	6	15	19		11	<ul style="list-style-type: none"> ✓ ACMA 2206 - Install CM Signage to Tower Rundle Lantern - Level 1 new barrier ✓ LRD - Electrical Trades Office A/C renewal Federal Hall Level 2 and 3 Access Restriction Works ✓ ACMA Sewer Line Renewal ✓ Glover Playground Shelter Shed and Toilet Renewal Project
ICT Renewals	Renewal of computer systems, communication systems, software and hardware owned, used or licensed by the Council for the purposes of information management	9		3	5		1	<ul style="list-style-type: none"> ✓ Printer/ MFD Replacement
Lighting and Electrical	Lighting and Electrical renewals to support a safe, secure and continuous service	18	4	2	8		4	<ul style="list-style-type: none"> ✓ Above Ground Electrical Switchboard Renewals
Park Lands Assets	Ensures that landscape features and green infrastructure located within our Park Lands are actively managed giving consideration to legislative requirements, environmental performance, community expectation and safety	13	1	3	9			
Plant and Fleet	Replacement of major plants and fleet assets to ensure safe and sustainable services by optimising the use of our plant and fleet assets	5		1	3		1	

Renewals

Asset Class	Description	Total Projects	Design Only	Plan/ Design	Build/ Construct	On Hold	Practical Completion	Recently Completed Works
Traffic Signal	Investment in Traffic Signal infrastructure to ensure accessible and safe movement throughout the City	2		1	1			
Transport	Essential roadworks to ensure we continue to provide a safe, efficient and accessible road and pathway network	87	8	33	29	1	16	<ul style="list-style-type: none"> ✓ Footpath Renewal - North Terrace - Adelaide Casino to Adelaide Convention Centre ✓ Footpath Renewal - King William Street - Carrington Street to Halifax Street ✓ Road Resurfacing - Unnamed Lane - Margaret Street to Dead End
Urban Elements	Program of renewal works to ensure the provision of safe, accessible, clean and well-maintained Urban Elements suite of assets for delivering the quality services to the community	44	12	5	19		8	<ul style="list-style-type: none"> ✓ Okunoin Doro Lantern Himeji Garden ✓ Rundle Mall Fountain - repainting and refurbishment ✓ The Couple – Veale Gardens Park 21 - restoration and base ✓ CTR- Aboriginal & Torres Strait Islander War Memorial - Doris May Graham
Water Infrastructure	Program of works dedicated to renewal of various water infrastructure asset components	18	5	3	4		6	<ul style="list-style-type: none"> ✓ Chesser Street Stormwater Pits ✓ Park 15 Channel Rehabilitation and Erosion Protection ✓ Stormwater Pipe Renewal - Angas Street

Renewals

Top 5 projects (listed in order of budget spend) are provided in the table below.

Legend

- ◆ indicates that the project is no longer on track or budget
- ▲ indicates that the project has risks that are being managed and may exceed budget or time
- indicates that the project timeline, delivery and budget are on track

Project	Q2 Review \$'M	Status	Stage	Status Update
Currie-Grenfell Strategic Rehabilitation Project	3.47	▲	Plan/ Design	Scoping to be confirmed by assets before delivery commencing later this financial year.
Plant and Fleet Replacement Program	2.95	●	Build/ Construct	All purchase commitments have been placed for the Plant and Fleet replacement program. Suppliers of Plant and Equipment have reported very long lead times hence all orders were placed by the end of August 2022. As at December 2022, providers were indicating some lead times greater than 12 months. If we are unable to have equipment delivered prior to the End of Financial Year, we will look to bring forward items from the rolling replacement program to ensure budget requirements are met.
Jeffcott Street South Renewal Project	2.18	●	Build/ Construct	Council will be asked to endorse the preferred contractor during the February 2023 meeting. This project will span across 22/23 and 23/24 FY, with the majority of the funding to be expended during the 23/24 FY.
Adelaide Town Hall Facade and Bell Tower Conservation Works	2.00	◆	Plan/ Design	This is a multi-year funded project. Facade works have received Development Approval and documents are being prepared for a market approach. Engineering design relating to the of Bell Tower works does not satisfy building certifiers queries, and additional design works are required. This work is at risk. A change request is in process to split the Facade and Bell Tower into two projects.
CCTV Network Renewal and Compliance Program	1.97	▲	Plan/ Design	The initial draft of Security Access Control design has been received and reviewed. Further design work has stalled due to a focus on City Safe. CSIM Design received and reviewed at the system level. Operational, alarm and workflow design review and further input is outstanding due to Security Coordinator role not filled.



Strategic Projects

Strategic Projects Summary

Overall summary status of strategic project delivery.

Project	2022-23				
	Adopted Budget \$'M	Q1 Review \$'M	Q2 Review \$'M	Q2 Review Changes \$'M	Budget Change Driver
88 O'Connell Project	0.05	0.05	0.05	-	
ADLocal (Small Business Promotion Campaign)	-	-	0.14	0.14	Response to ongoing activity
Adelaide Zero Project	0.03	0.03	0.03	-	
Carbon Neutral UPark Investment	0.03	0.03	0.03	-	
City Activation (Splash)	0.71	0.71	0.71	-	
Climate Risk Infrastructure Exposure Actions	0.61	0.61	0.61	-	
Community Civic Education Program – Trial	0.08	0.08	0.08	-	
Coordinate and deliver the 2022 Local Government General Election	0.46	0.46	0.46	-	
CreaTech*	-	-	0.30	0.30	State Government Grant
Cultural Mapping of the Adelaide Park Lands	0.05	0.05	0.05	-	
Cycling Strategy	0.06	0.06	0.06	-	
Deliver next generation Adelaide Free Wi-Fi network as part of the Adelaide City Deal*	1.97	1.97	1.97	-	
Destination Adelaide promotion	0.30	0.30	0.30	-	
Develop Conservation Management Plans for Council's Heritage Assets	0.2	0.20	0.20	-	
Develop the City Plan*	0.10	0.10	0.10	-	
Digital Marketplace	-	-	0.22	0.22	Response to ongoing activity
Historic and civic archive management	0.02	0.02	0.02	-	
Interstate and Intrastate Visitor attraction campaigns	0.25	0.25	0.25	-	
Mainstreets and Laneway Revitalisation Grants*	0.20	0.20	0.32	0.12	Reallocation

Strategic Projects Summary

Overall summary status of strategic project delivery.

Project	22-23 Budget				
	Adopted Budget \$'M	Q1 Review \$'M	Q2 Review \$'M	Q2 Review Changes \$'M	Budget Change Driver
Mainstreets Revitalisation	0.05	0.05	0.05	-	
Marketing for new and existing programs	-	-	0.18	0.18	Response to ongoing activity
New Council Member Training	0.04	0.04	0.04	-	
Progress the Strategic Property Review	0.15	0.15	0.15	-	
Resilient Flood Planning*	3.10	3.10	3.10	-	
Resource Recovery Strategy & Action Plan 2020-2028	0.69	0.69	0.69	-	
Review Adelaide Oval Event Parking	0.03	0.03	0.03	-	
Shopfront Improvement Grants	-	-	0.88	0.88	Response to ongoing activity
Sponsorship - city stimulus event funding	0.33	0.33	0.31	-0.02	Delivered underbudget
Sponsorship - event expansion	0.50	0.50	0.50	-	
Sponsorship - major events	0.50	0.50	0.50	-	
Sponsorship - new events	0.24	0.24	0.16	-0.08	Delivered underbudget
State Government Safety and Wellbeing Taskforce	0.04	0.04	0.04	-	
Underground of powerlines	0.30	0.30	0.30	-	
Vacant Tenancy Revitalisation	-	-	0.17	0.17	Response to ongoing activity
Welcome Adelaide	0.15	0.15	0.15	-	
World Heritage listing bid for the City and Park Lands	0.05	0.05	0.05	-	
Total	11.29	11.29	13.2	1.91	

Strategic Projects

The following table provides highlights for each strategic project.

Project	Description	Q2 Review \$'M	Quarter 2 Update
Arts, Culture and Events			
City Activation (Splash)	Provide opportunities for the community and city users to connect through curated programs that attract people to the city	0.71	<ul style="list-style-type: none"> Flower Day was expanded to be delivered over 2 days on Friday 28 and Saturday 29 October and attendance increased from 3,153 in 2021 to 12,077 over the 2 days (as measured at the Botanic Gardens Gates). Flower Day webpage views increased from 3,344 in 2021 to 11,691 in 2022 and the social media reach increased from 139,946 in 2021 to 200,530 in 2022. The Activation Review commenced with 5 internal consultation sessions conducted as well as engagement with key cultural providers.
Community Civic Education Program - Trial	Undertake a trial to provide information on the history of Council and the Adelaide Town Hall	0.08	<ul style="list-style-type: none"> The Adelaide Town Hall continues to provide opportunities to experience its history through building access. Investigations are continuing for a civic education program trial.
Historic and civic archive management	Ensure conservation and restoration of historical and cultural significant archival and civic collection items	0.02	<ul style="list-style-type: none"> Digitisation of the remaining lantern slides has commenced.
Mainstreets Revitalisation	Develop comprehensive plans for place revitalisation of priority Mainstreets - Hindley Street, Hutt Street, Melbourne Street and O'Connell Street	0.05	<ul style="list-style-type: none"> Ongoing programming of place-led initiatives in priority main streets includes: <ul style="list-style-type: none"> Hutt Street – electricity box art installation project, Adelaide 500 contractor voucher Hindley Street – footpath extension trial review, new banners and coordinated street pole painting, forging strategic partnerships with the new Hindley Street Music Hall Melbourne Street – Meander Market on Melbourne Street, Christmas gnome trail, Midnight Moment on Jerningham Street O'Connell Street – Fashion Est. retail activation, festoon lighting installation, Christmas Lego sleigh activation Administration continues to prepare concept plans for the priority main streets that respond to community feedback.
Mainstreets and Laneway Revitalisation Grants	Grant program, in partnership with the State Government, for property and business owners to improvements to their frontages and/or street front outdoor dining areas, on key Mainstreets.	0.32	<ul style="list-style-type: none"> Mainstreets and Laneways Revitalisation and Improvement Grants recipients were continued to be supported in delivering on their funding deliverables. Projects include: the new mural artwork on Minima Hotel's exterior, new locally designed umbrellas at the Austral Hotel, and an outdoor setting for new wine bar, Nearly, on Hindley St.
CreaTech	CreaTech is a grant scheme for creative activations in partnership with the State Government, to attract and support Creative and Digital Industries in developing activations in the City	0.3	<ul style="list-style-type: none"> A total of 42 groups applied for CreaTech, with 9 shortlisted candidates asked to pitch their proposals to a panel of funders. The successful three projects include an interactive AI (machine learning) vending machine in Rundle Mall, an AR and VR experience with sculpture for Nature Festival, and an interactive, LED, sculpture which dispenses a fortune to the user in the Adelaide Central Markets.

Strategic Projects

Project	Description	Q2 Review \$'M	Quarter 2 Update
Community Planning and Development			
Cultural Mapping of the Adelaide Park Lands	Build knowledge and identify future education and reconciliation opportunities for our Park Lands in partnership with our Kurna community and external cultural heritage experts	0.05	<ul style="list-style-type: none"> Co-design of Kurna Voices Program is underway with Southern Cultural Immersion and with support from KYAC (Kurna Yerta Aboriginal Corporation).
Adelaide Zero Project	Work with Government, homelessness, health and housing organisations to achieve Functional Zero Rough Sleeping in the city	0.03	<ul style="list-style-type: none"> Council's decision has been communicated to partners and Administration is awaiting confirmation of the State Government's Partnership Agreement for the project. Agreements are anticipated to be completed in early 2023. A budget impact as a result of Council's decision will be addressed through budget review once the agreement is executed.
Community Safety			
State Government Safety and Wellbeing Taskforce	Support the implementation of the taskforce recommendations, including investigating opportunities for safe public spaces for people to connect with culture and socialise	0.05	<ul style="list-style-type: none"> Administration, through the Safety and Wellbeing Taskforce, endorsed a summer response to support the expected increase in remote and regional visitors to Adelaide over the summer months. The response involved an identified site in Park 23 where people could be supported to gather. Funding may be required for supporting services such as temporary marquee for shelter.
Economic Planning and Growth			
Deliver next generation Adelaide Free Wi-Fi network as part of the Adelaide City Deal	Ensure coverage of key areas and replace all underperforming meshed based access points with high-speed fibre optics	1.97	<ul style="list-style-type: none"> The roll out of the next generation of the Adelaide Free Wi-Fi network is well underway, with an additional 25 access points completed. There are now a total of 50 access points available. Council continues to manage the potential for delays in the rollout in the next quarter, as significant events may limit access to some areas of the city.
Destination Adelaide promotion	Promote Adelaide as a destination to work, invest, study and live	0.3	<ul style="list-style-type: none"> 'ADL IS ON' campaign launched on 26 December to showcase the myriad events and festivals that occur in the city between January to April, targeting suburban and regional South Australians seeking an experience only the city can offer. Liaison with relevant industry organisations such as Department of Premier and Cabinet, South Australian Tourism Commission and Festival City Adelaide, as well the individual events featured in the campaign, has taken place throughout the process.

Strategic Projects

Project	Description	Q2 Review \$'M	Quarter 2 Update
Economic Planning and Growth			
Interstate and Intrastate Visitor attraction campaigns	Work collaboratively with businesses to increase hotel stays in the city	0.25	<ul style="list-style-type: none"> Intrastate campaign with tourism distribution partner, Accor, has launched to promote overnight stays in the city and support visitors to attractions, experiences and hospitality. South Australian Tourism Commission's investment with Accor has been leveraged to bring a city focus to the promotion. Campaign was in market 5 December 2022 to 15 January 2023. Following the success of previous campaigns in 2022, interstate campaign with tourism distribution was launched with partner Expedia/Wotif to promote overnight stays in the city and support visitors to attractions, experiences and hospitality. Campaign was in market 14 November 2022 to 20 December 2022.
Sponsorship - new events	Attract and support new events/festivals	0.16	<ul style="list-style-type: none"> Four eligible applications were received in the New Event category in Quarter 2. Three have been awarded funding and one is currently under consideration. Increased enquiries continue to be managed in processing event funding agreements. Proactive focus on identifying new events that align to strategy and community expectations continues.
Sponsorship - major events	Support the growth of city based major events / festivals.	0.5	<ul style="list-style-type: none"> Contract negotiation and execution has commenced and eight events have concluded to date. The volume of Strategic Event Funds inquiries has increased. A focus on streamlining the assessment process will assist in the timely execution of funding agreements.
Sponsorship - event expansion	Support the growth and expansion of existing city based events / festivals	0.5	<ul style="list-style-type: none"> Ten eligible applications have been received in Quarter 2 in the Expansion of Existing Events category. Six have been awarded funding, two were unsuccessful and two are currently under consideration. Increased enquiries continue to be managed in processing sponsorship event funding agreements. Proactive focus on identifying new sponsorship opportunities that align to strategy and community expectations continues.
Sponsorship - city stimulus event funding	Support the growth and expansion of existing city based events / festivals	0.31	<ul style="list-style-type: none"> Funding was provided to support the delivery of ADL Fashion Week 6 – 9 October 2022 and WellFest Adelaide 7 – 30 October 2022.
Welcome Adelaide	Support growth of businesses and attract new workers to the city	0.15	<ul style="list-style-type: none"> Welcome to Adelaide bags were provided to 209 incoming staff from five firms including - KPMG, Danny Met Sally, Lutheran Homes, Tic:Toc and Fivecast. Skills shortages that have the potential to delay expansion plans and office leasing decisions for firms, continue to be proactively managed and discussed.

Strategic Projects

Project	Description	Q2 Review \$'M	Quarter 2 Update
Economic Planning and Growth			
ADLocal (Small Business Promotion Campaign)	ADLocal small business promotion campaign	0.14	<ul style="list-style-type: none"> Over 65 small businesses in the city have featured in the ADLocal series in Quarter 2. There were over 8 long form videos interviewing business owners in 'It All Started With...' and business leaders in 'A Day Out With...', as well as 8 short videos (reels) captured for 'Help me find...'. This project is ongoing and businesses continue to be engaged in short and long form videos.
Shopfront Improvement Grants	A Shopfront Improvement Grant scheme grant of up to \$10,000 in value with a co-contribution of 20% from the applicant (\$700k).	0.88	<ul style="list-style-type: none"> 26 completed projects funded through round one and two of Shopfront Improvement.
Digital Marketplace	Fast track the Digital Marketplace delivered by AEDA (\$250k) subject to a briefing to elected members.	0.22	<ul style="list-style-type: none"> byADL.com.au, was delivered by the Adelaide Economic Development Agency and brings together more than 60 city retailers with more than 2,000 items for sale on the website. Shoppers receive next-day delivery within 50km of the city.
Marketing for new and existing programs	Additional promotion for the Council's subsidiaries to promote new and existing programs	0.18	<ul style="list-style-type: none"> The \$30 Eats Christmas Edition voucher campaign launched on 13 October to support city hospitality venues who are recovering slowly from the pandemic and to offset the impact of road closures during the peak festive trading period. The community was invited to go into a draw to win one of 3,000 \$30 vouchers. The launch generated 31 social media stories with \$0.27 million PR value and readership of 9.7 million. Redemption is across November, December and January, with 686 vouchers redeemed as of 1 January.
Vacant Tenancy Revitalisation	A program which gives opportunity for property owners and artists to creatively transform vacant shopfronts	0.17	<ul style="list-style-type: none"> One installation was completed at California Street Market Plaza on 8 November 2022 by artist Creative Pod. Additional agents were contacted during Quarter 2.
Environmental Sustainability			
Resilient Flood Planning	Implementing flood mapping component of Climate Change Action Plan	3.1	<ul style="list-style-type: none"> Contractors for Stage One of the Resilient Flood Planning Project have been engaged and works will commence from mid-January 2023. Further investigation will identify locations and criticality of future stormwater upgrade works.

Strategic Projects


Project	Description	Q2 Review \$'M	Quarter 2 Update
Environmental Sustainability			
Climate Risk Infrastructure Exposure Actions	Implement action plans to support Climate Change Adaptation	0.61	<ul style="list-style-type: none"> Climate Risk Infrastructure Exposure Actions have commenced, the street tree audit is complete, and their urban greening strategy, building climate resilience assessments, and integrating climate risk assessments are underway.
Corporate Services			
Coordinate and deliver the 2022 Local Government General Election	Inform our community in order to increase voter participation and to attract candidate diversity and deliver the required disbursements to the South Australian Electoral Commission	0.46	<ul style="list-style-type: none"> Project Completed
New Council Member Training	Support mandatory and necessary training for all Council Members following the November 2022 Local Government Elections	0.04	<ul style="list-style-type: none"> Four of the six mandatory training sessions have been delivered. The Training Policy and four-year program will be presented to Council by the end of Quarter 3.
Parking			
Carbon Neutral UPark Investment	Offer a unique carbon offset parking option for our community and offset GHG emissions	0.03	<ul style="list-style-type: none"> Tandem Energy, a Climate Active registered organisation, have been engaged to complete a study on the feasibility and likely cost of the UPark service becoming certified as carbon neutral. It is expected to be presented to Executive for further consideration in January 2023.
Review Adelaide Oval Event Parking	Review the effectiveness and outcomes of the Adelaide Oval Event Parking system	0.03	<ul style="list-style-type: none"> Significant progress has been made in the review and recommendations, with outcomes set to be presented in Quarter 3.

Strategic Projects

Project	Description	Q2 Review \$'M	Quarter 2 Update
Planning Building and Heritage			
Develop the City Plan	Develop a plan for the growth and spatial development of our city over the next 10-15 years	0.1	<ul style="list-style-type: none"> A strategic urban planning tender was prepared for release in early 2023, targeting commencement of the successful consultancy in March 2023. The project was delayed due to the caretaker period, and the project scope and method has been adjusted to deliver desired outcomes in the current Financial Year. Project costs are dependent on tenderer availability given the compressed timeframe for delivery. Current tender costs may be impacted but any impact on budget is currently unconfirmed.
Develop Conservation Management Plans for Council's Heritage Assets	Progress the Heritage Strategy 2021-2036 to support heritage places and public assets	0.2	<ul style="list-style-type: none"> Heritage consultants have been engaged to prepare Conservation Management Plans (CMP) for the first package of Council owned heritage properties. This includes North Adelaide Railway Station, University of Adelaide Grandstand and the former Torrens Lake Police Station.
World Heritage listing bid for the City and Park Lands	Provide support towards the World Heritage listing bid which is a multi-year project being delivered through a partnership with Traditional Owners, the State Government, councils in the Mt Lofty Ranges and the City of Adelaide	0.05	<ul style="list-style-type: none"> A work program is being drafted in anticipation of State Government support for the tentative bid. An approach to engage with First Nations people is in development. The draft bid cannot progress without Kurna input or State Government support. Correspondence is being prepared for the Lord Mayor to re-approach the Minister and seek support for the bid.
Property Management and Development			
88 O'Connell Project	Deliver 88 O'Connell project in North Adelaide including 164 apartments, retail, commercial and open space	0.05	<ul style="list-style-type: none"> Construction works have continued to progress at 88 O'Connell including basement excavation, on-site foundation piles and crane establishment. Apartment pre-sales are progressing with commercial pre-commitments also secured, including Marcato as the development's key anchor tenant.
Progress the Strategic Property Review	Implement site redevelopment, disposal and acquisition investigations including 211 Pirie Street site, former Bus Station site and Dunn Street car park	0.15	<ul style="list-style-type: none"> The multi-stage expression of interest process for the former Bus Station site has been fully completed with the results to be presented to Council for consideration in early 2023. NEXTDC secured planning consent for a \$100 million data centre development at 211 Pirie Street with construction to commence during 2023. Sale contracts have been entered into for all twenty Whitmore Square apartments, with 13 of the apartments sold as affordable housing to eligible purchasers in accordance with the State Government's HomeSeeker program. An update on the Strategic Property Review, including emerging opportunities, will be presented to Council by mid 2023.

Strategic Projects

Project	Description	Q2 Review \$'M	Quarter 2 Update
Resource Recovery and Waste Management			
Resource Recovery Strategy & Action Plan 2020-2028	Implement the Strategy and Action Plan to improve the management of organics, recycling and waste.	0.69	<ul style="list-style-type: none"> The City-wide waste audit was undertaken during November 2022 and reporting is expected in early 2023. Opportunities will be identified via the city-wide waste audit and feed into a review of resource recovery policies and guidelines in 2023.
Streets and Transportation			
Cycling Strategy	Implement the cycling strategy to improve and increase cycling opportunities in the city.	0.06	<ul style="list-style-type: none"> Work on this strategy has commenced and is currently in the planning and investigation phase. A report will be tabled with Council in February 2023.
Underground of powerlines	Investigate and pilot a scheme for the undergrounding of power lines in small residential streets.	0.3	<ul style="list-style-type: none"> Work on this strategy has commenced and will continue through the FY2022/23 and planned for completion by the end of the financial year.



Financial Statements

Uniform presentation of finances

The Uniform Presentation of Finances provides a breakdown of the key variances in operations, net outlays on existing assets and net outlays on new and upgraded assets between the year to date Actuals and Original Budget.

	2022-23 YTD Actuals	2022-23 YTD Budget	Variance	Full Year 2022-23 Budget	2022-23 Q1 Review	2022-23 Q2 Review	Variance
Income	165,999	166,963	(964)	213,446	213,446	213,446	-
less Expenses	(103,899)	(106,953)	3,054	(213,359)	(213,359)	(213,359)	-
Operating Surplus / (Deficit) before Capital Amounts	62,100	60,010	2,090	87	87	87	-
less Net Outlays on Existing Assets							
Net Capital Expenditure on Renewal & Replacement of Existing Assets	(11,254)	(9,141)	(2,113)	(46,889)	(53,447)	(50,114)	3,333
Add back Depreciation, Amortisation and Impairment	29,503	28,569	934	57,264	57,264	57,264	-
Add back Proceeds from Sale of Replaced Assets	176	486	(309)	971	971	971	-
Net Outlays on Existing Assets	18,426	19,914	(1,488)	11,346	4,788	8,121	3,333
less Net Outlays on New and Upgraded Assets							
Net Capital Expenditure on New and Upgraded Assets	(11,773)	(6,096)	(5,677)	(53,136)	(52,739)	(44,155)	8,584
less Amounts received specifically for New and Upgraded Assets	0	751	(751)	14,932	22,622	11,535	(11,087)
less Proceeds from Sale of Assets	4,207	4,964	(757)	6,793	6,793	6,685	(108)
Net Outlays on New and Upgraded Assets	(7,566)	(381)	(7,185)	(31,411)	(23,324)	(25,935)	(2,611)
Net Lending / (Borrowing) for the Financial Year	72,960	79,543	(6,583)	(19,978)	(18,448)	(17,727)	721

2022-23 Quarter 2 Financial Result (YTD Actuals)

- The year-to-date operating position as at 31 December 2022 is an operating surplus of \$62.1 million, an increase of \$2.1 million compared to budget of \$60.0 million.
 - Total operating income of \$166.0 million
 - Total operating expenditure of \$103.9 million

This positive increase in operating surplus is predominantly as a result of lower employee expenses of \$2.0 million and interest expense of \$0.7m.
- Year-to-date Capital expenditure of \$23.0 million for the period to 31 December 2022 is \$7.8 million higher than the budget of \$15.2 million. 68 projects have reached practical completion as at the end of Quarter 2.
- Council had zero borrowings as at 31 December 2022.

Proposed Quarter 2 Review

- The proposed quarter review continues to deliver an end of year operating surplus of \$87,000, which consists of:
 - Total estimated operating income of \$213.446 million.
 - Total estimated operating expenditure (including depreciation) of \$213.359 million.

Council set an additional savings target of \$4.8m. This quarter review proposes a further \$2m towards the achievement of this target.
- Capital expenditure for:
 - New and Upgrades revised expenditure of \$50.1 million.
 - Renewals revised expenditure of \$44.2 million.

Net changes as a result of retiming projects into 2023-24 and other adjustments is a decrease in capital expenditure of \$11.9 million.
- Recognition of grant funding to support capital expenditure on new/upgraded assets has decreased by \$11.1 million as a result of retiming of projects to 2023-24.
- Retiming of Proceeds from Sale of Assets.
- The above changes result in an increase to Council's forecasted borrowings as at 30 June 2023 to \$37.9 million.

Operating program

Item Explanation	Quarter 1 Review \$'000	Quarter 2 Review \$'000	Adjustment \$'000
Advertising Additional income resulting from the retendering of the advertising in Bus shelters.	900	1,040	140
Employee Expense – provisions Savings in employee expenses identified through the review of employment on-cost provisions for 2022-23.	(74,745)	(73,795)	950
Interest Expense Interest expense has reduced following a review of the accounting treatment during the finalisation of the 2021-22 Financial Statements (\$1.06m), and due to recognising interest (from 1 July 2022) incurred on New/Upgrade projects as capital expenditure (\$530k).	(2,506)	(922)	1,584
Interest Income Additional interest income as a result of the higher surplus cash position.	70	150	80
Local Roads and Community Infrastructure Specific funding for additional footpath maintenance on O'Connell St.	-	80 (80)	80 (80)
Adelaide Town Hall – Catering Additional income and expenditure from catering following a change of business arrangements.	300	1,000 (1,000)	700 (700)
CreaTech Program Grant funding received to deliver a Grant program to attract and support Creative and Digital Industries in developing activations in the City.	-	300 (300)	300 (300)
Supplementary Local Roads Funding Grant funding secured for road maintenance and renewal from the Supplementary Local Road Funding program	-	127	127
Library Grant Reclassification of grant income from capital to operating due to a change in the accounting treatment for the purchase of Library materials.	-	276	276
Stormwater Grant Grant funding received to partially fund stormwater works in Park 16.	-	98	98
Park Lands Sport Hub Deferral of the recognition of grant funding to deliver a new fit for purpose community sports building in Park 27B.	2,000	-	(2,000)
Water Reduction in expenditure due to reductions in consumption.	2,952	2,166	786
Budget Offset \$4.83m budget repair in the development of the 2022/23 Budget. A further \$2.04m has been identified towards this target.	4,046	2,005	(2,041)
Total Adjustment			0

Capital program

Item Explanation	Adopted Budget \$'000	Quarter 1 Review \$'000	Quarter 2 Review \$'000	Adjustment \$'000
Renewals Works of a capital nature that are replacing an existing asset like for like or like for modern equivalent.	40,837	44,414	42,645	(1,769)
New and Upgrades Works of a capital nature that are either introducing new assets or significantly upgrading existing assets. Usually by extending the footprint of an asset or increasing the level of service the asset provides.	13,702	13,564	11,314	(2,250)
Major Projects Significant works of a capital nature that are over the prudential limit, multi year or have significant grant funding being administered via a contractual deed.	36,203	38,924	30,496	(8,428)
Capital Program Management City of Adelaide resources applied to the delivery of the capital program	9,284	9,284	9,814	530
Total Capital Expenditure	100,025	106,186	94,269	11,917

Financial Indicators

A range of financial indicators have been included to support Council's strategic decision making by comparing the financial sustainability, asset sustainability, liquidity and capacity to respond in the context of the Long Term Financial Plan (LTFP).

The table below provides information on the key financial indicators, and how Council is performing against those indicators.

Financial Indicator	Explanation	Target	2022-23 Adopted	2022-23 Q1	2022-23 Q2
Operating Surplus Ratio	Operating surplus as a percentage of operating revenue	0%-20%	0%	0%	0%
Net Financial Liabilities	Financial liabilities as a percentage of operating income	Less than 80%	10%	5%	5%
Asset Sustainability Ratio	Expenditure on asset renewals as a percentage of forecast required expenditure in the asset management plans	90%-110%	90%	90%	97%
Asset Test Ratio	Borrowings as a percentage of total saleable property assets	Maximum 50%	12%	8%	12%
Interest Expense Ratio	Number of times General Rates Revenue (less Landscape Levy) can service the annual interest expense	Maximum 10%	1.3%	1.4%	0.4%
Leverage Test Ratio	Total borrowings relative to General Rates Revenue (Less Landscape Levy)	Maximum 1.5 years	0.3	0.2	0.3
Cash Flow from Operations Ratio	Operating income as a percentage of Operating Expenditure plus expenditure on renewal/replacement of assets	Greater than 100%	107%	103%	102%
Borrowings	Total borrowings	Within Prudential Limits (\$164.7M in 2022-23)	37.8	28.1	37.9
			24%	17%	23%
Operating Position	Operating Income less Expenditure	\$2M - \$10M	0.1	0.1	0.1

Treasury Reporting

The tables below present the debt information as required by Council’s Treasury Policy.

- Table 1 shows the borrowing facilities taken out by Council. Borrowings as at 31 December 2022 are \$0.0M.
- Table 2 provides the prudential limit ratios as outlined in Council’s Treasury Policy.

Borrowings Facility	Available	Interest Type	Interest Rate	Borrowings(s) Amount as at 31 December 2022	Change since previous report	Maturity Date	CAD Interest Rate
LGFA CAD 554	\$30m	Variable	4.35%	-	-	16/12/2023	4.35%
LGFA CAD 555	\$70m	Variable	4.35%	-	-	15/06/2033	4.35%

* Note CAD facilities are flexible and allows Council to convert all or part of it into a fixed rate interest only loan for a maximum of 5 years.

Prudential Limit Ratio	Comments	Limits	YTD Actual to Dec 2022
Interest Expense Ratio	Number of times annual General Rates Revenue (less Landscape Levy) can service the annual interest expense	Maximum 10%	0.20%
Leverage Test	Total borrowings relative to annual General Rates Revenue (Less Landscape Levy)	Max 1.5 years	0%
Asset Test	The percentage of total borrowings to Council’s saleable property assets.	Max 25%	0%

Long Term Financial Plan

The City of Adelaide Long Term Financial Plan (LTFP) is a financial model of the organisations budget over a ten-year period, based on commitments and a range of assumptions.

Statement of Comprehensive Income													
\$'000s	2021-22 Actuals	2022-23 Budget	2022-23 Quarter Review 1	2022-23 Quarter Review 2	2023-24 Plan	2024-25 Plan	2025-26 Plan	2026-27 Plan	2027-28 Plan	2028-29 Plan	2029-30 Plan	2030-31 Plan	2031-32 Plan
Income													
Rates Revenues	121,350	123,661	124,619	124,619	131,138	135,737	142,314	147,305	152,470	157,665	162,879	168,265	173,998
Statutory Charges	10,208	11,896	11,896	11,896	12,396	12,706	13,024	13,349	13,683	14,011	14,333	14,663	15,015
User Charges	63,132	63,479	63,479	64,319	66,267	67,891	72,536	66,939	68,613	70,259	71,875	73,528	75,293
Grants, Subsidies and Contributions	9,375	10,907	10,907	9,787	3,681	3,762	3,516	3,604	3,694	3,783	3,870	3,959	4,054
Investment Income	341	70	70	150	1,223	75	77	79	81	82	84	86	88
Reimbursements	934	338	338	338	352	361	370	379	389	398	407	417	427
Other Income	366	3,095	2,137	2,336	2,226	2,282	2,339	2,397	2,457	2,516	2,574	2,633	2,697
Total Income	205,705	213,446	213,446	213,446	217,284	222,814	234,175	234,053	241,387	248,716	256,024	263,552	271,572
Expenses													
Employee Costs	69,092	74,745	74,745	73,795	77,476	80,070	82,591	80,773	83,517	86,436	89,457	92,495	95,637
Materials, Contracts & Other Expenses	77,791	78,844	78,844	81,378	77,161	79,079	81,682	80,429	82,440	84,418	86,360	88,346	90,466
Depreciation, Amortisation & Impairment	56,568	57,264	57,264	57,264	59,818	61,465	65,272	66,448	69,027	71,788	74,796	77,669	80,401
Finance Costs	1,277	2,506	2,506	922	1,769	1,656	1,033	618	835	835	835	835	835
Total Expenses	204,728	213,359	213,359	213,359	216,223	222,270	230,578	228,268	235,818	243,477	251,448	259,345	267,339
Operating Surplus / (Deficit)	977	87	87	87	1,061	545	3,598	5,784	5,569	5,238	4,575	4,207	4,233
Physical Resources Received Free of Charge	373	-	-	-	-	-	-	-	-	-	-	-	-
Asset Disposal & Fair Value Adjustments	(658)	2,020	2,020	475	1,000	(32,969)	9,700	10,000	-	-	-	-	-
Amounts Received Specifically for New or Upgraded Assets	3,411	14,932	22,622	11,535	8,002	-	-	-	-	-	-	-	-
Net Surplus / (Deficit)	4,103	17,038	24,728	12,096	10,063	(32,424)	13,298	15,784	5,569	5,238	4,575	4,207	4,233
Changes in Revaluation Surplus - I, PP&E	84,305	-	-	-	-	17,364	-	-	-	-	-	-	-
Net Actuarial Gains/(Loss) on Defined Benefit Plan	(206)	-	-	-	-	-	-	-	-	-	-	-	-
Total Other Comprehensive Income	84,099	-	-	-	-	17,364	-	-	-	-	-	-	-
Total Comprehensive Income	88,202	17,038	24,728	12,096	10,063	(15,060)	13,298	15,784	5,569	5,238	4,575	4,207	4,233

Long Term Financial Plan

Statement of Financial Position													
\$ '000s	2021-22 Actuals	2022-23 Budget	2022-23 Quarter Review 1	2022-23 Quarter Review 2	2023-24 Plan	2024-25 Plan	2025-26 Plan	2026-27 Plan	2027-28 Plan	2028-29 Plan	2029-30 Plan	2030-31 Plan	2031-32 Plan
ASSETS													
Current Assets													
Cash and Cash Equivalents	2,984	800	800	800	800	800	800	17,599	35,928	21,084	36,210	14,155	38,478
Trade & Other Receivables	15,774	17,468	16,210	16,210	61,912	15,956	16,765	16,755	17,280	17,804	18,326	18,865	19,439
Inventories	541	506	506	541	541	541	541	541	541	541	541	541	541
Non-Current Assets Held for Sale	5,965	-	5,965	-	-	-	-	-	-	-	-	-	-
Total Current Assets	25,264	18,774	23,481	17,551	63,253	17,297	18,106	34,896	53,749	39,428	55,077	33,561	58,459
Non-Current Assets													
Financial Assets	466	305	419	419	377	340	306	275	248	223	201	181	162
Equity Accounted Investments in Council Businesses	1,412	1,635	1,608	1,608	1,928	2,248	2,568	2,888	3,208	3,528	3,848	4,168	4,488
Investment Property	2,870	2,928	2,899	2,899	2,928	2,957	2,987	3,016	3,047	3,077	3,108	3,139	3,170
Infrastructure, Property, Plant & Equipment	1,906,716	1,874,106	1,951,019	1,943,721	1,966,794	1,964,370	1,952,120	1,938,445	1,941,079	1,956,644	1,942,105	1,965,105	1,941,670
Other Non-Current Assets	-	2,107	-	129	129	129	129	129	129	129	129	129	129
Non-Current Receivable	42,473	42,565	42,565	43,943	-	-	-	-	-	-	-	-	-
Total Non-Current Assets	1,953,937	1,923,645	1,998,510	1,992,719	1,972,157	1,970,043	1,958,109	1,944,754	1,947,710	1,963,601	1,949,390	1,972,721	1,949,620
TOTAL ASSETS	1,979,201	1,942,419	2,021,991	2,010,269	2,035,410	1,987,340	1,976,215	1,979,649	2,001,459	2,003,029	2,004,467	2,006,282	2,008,079
LIABILITIES													
Current Liabilities													
Trade & Other Payables	24,286	25,873	26,143	17,950	17,390	18,677	19,329	19,124	19,284	20,034	21,292	23,291	25,222
Provisions	13,605	13,858	13,877	14,149	14,574	15,011	15,476	15,971	16,514	17,092	17,691	18,292	18,914
Borrowings (Lease Liability)	4,842	4,877	4,877	4,877	5,066	5,142	5,264	4,649	5,066	5,066	5,066	5,066	5,066
Total Current Liabilities	42,733	44,607	44,897	36,975	37,029	38,830	40,069	39,745	40,864	42,192	44,048	46,649	49,202
Non-Current Liabilities													
Trade & Other Payables	293	1,293	1,293	293	293	293	293	293	293	293	293	293	293
Borrowings	8,000	39,841	28,103	37,901	57,613	27,891	7,437	-	-	-	-	-	-
Provisions	1,655	1,889	1,688	1,721	1,773	1,826	1,883	1,943	2,009	2,079	2,152	2,225	2,301
Borrowings (Lease Liability)	46,041	40,803	40,803	40,803	36,064	30,922	25,658	21,009	36,064	30,998	25,932	20,867	15,801
Total Non-Current Liabilities	55,989	83,826	71,887	80,718	95,743	60,932	35,271	23,245	38,366	33,370	28,377	23,385	18,395
TOTAL LIABILITIES	98,722	128,434	116,784	117,694	132,772	99,762	75,340	62,990	79,230	75,563	72,426	70,034	67,597
Net Assets	1,880,479	1,813,985	1,905,207	1,892,575	1,902,638	1,887,578	1,900,875	1,916,660	1,922,228	1,927,467	1,932,042	1,936,249	1,940,482
EQUITY													
Accumulated Surplus	792,359	809,919	812,294	798,015	809,078	753,154	756,751	762,536	768,104	773,342	777,918	782,125	786,357
Asset Revaluation Reserves	1,066,521	977,481	1,066,521	1,066,521	1,066,521	1,083,885	1,083,885	1,083,885	1,083,885	1,083,885	1,083,885	1,083,885	1,083,885
Other Reserves	-	1,815	-	-	-	-	-	-	-	-	-	-	-
Future Reserve Fund	21,599	24,771	26,392	28,039	27,039	50,539	60,239	70,239	70,239	70,239	70,239	70,239	70,239
Total Council Equity	1,880,479	1,813,985	1,905,207	1,892,575	1,902,638	1,887,578	1,900,875	1,916,660	1,922,228	1,927,467	1,932,042	1,936,249	1,940,482

Long Term Financial Plan

Statement of Changes in Equity													
\$'000s	2021-22 Actuals	2022-23 Budget	2022-23 Quarter Review 1	2022-23 Quarter Review 2	2023-24 Plan	2024-25 Plan	2025-26 Plan	2026-27 Plan	2027-28 Plan	2028-29 Plan	2029-30 Plan	2030-31 Plan	2031-32 Plan
Balance at the end of previous reporting period	1,792,277	1,796,947	1,880,479	1,880,479	1,892,575	1,902,638	1,887,578	1,900,875	1,916,660	1,922,228	1,927,467	1,932,042	1,936,249
a. Net Surplus / (Deficit) for Year	4,103	17,038	24,728	12,096	10,063	(32,424)	13,298	15,784	5,569	5,238	4,575	4,207	4,233
b. Other Comprehensive Income	84,099	-	-	-	-	17,364	-	-	-	-	-	-	-
Total Comprehensive Income	88,202	17,038	24,728	12,096	10,063	(15,060)	13,298	15,784	5,569	5,238	4,575	4,207	4,233
Balance at the end of period	1,880,479	1,813,985	1,905,207	1,892,575	1,902,638	1,887,578	1,900,875	1,916,660	1,922,228	1,927,467	1,932,042	1,936,249	1,940,482

Long Term Financial Plan

Statement of Cash flows													
\$'000s	2021-22 Actuals	2022-23 Budget	2022-23 Quarter Review 1	2022-23 Quarter Review 2	2023-24 Plan	2024-25 Plan	2025-26 Plan	2026-27 Plan	2027-28 Plan	2028-29 Plan	2029-30 Plan	2030-31 Plan	2031-32 Plan
Cash Flows from Operating Activities													
<u>Receipts</u>													
Operating Receipts	210,616	212,855	213,010	213,010	218,861	216,272	233,366	234,062	240,863	248,192	255,501	263,013	270,998
<u>Payments</u>													
Operating Payments to Suppliers and Employees	(147,832)	(152,388)	(154,727)	(165,247)	(166,323)	(154,696)	(164,988)	(162,009)	(166,447)	(171,345)	(176,309)	(181,318)	(186,544)
Net Cash provided by (or used in) Operating Activities	62,784	60,467	58,283	47,763	52,539	61,576	68,378	72,053	74,416	76,847	79,192	81,696	84,454
Cash Flows from Investing Activities													
<u>Receipts</u>													
Amounts Received Specifically for New/Upgraded Assets	3,411	14,932	22,622	11,535	6,000	-	-	-	-	-	-	-	-
Proceeds from Surplus Assets	19,407	6,793	6,793	6,685	1,000	23,500	9,700	10,000	-	-	-	-	-
Sale of Replaced Assets	1,322	971	971	971	500	500	500	500	500	500	500	500	500
<u>Payments</u>													
Expenditure on Renewal/Replacement of Assets	(29,987)	(46,889)	(53,447)	(50,114)	(60,015)	(50,345)	(52,703)	(52,453)	(51,427)	(87,033)	(59,937)	(100,349)	(56,647)
Expenditure on New/Upgraded Assets	(22,832)	(52,940)	(52,543)	(43,959)	(22,556)	(200)	-	(320)	(320)	(320)	(320)	(320)	(320)
Net Purchase of Investment Securities	(90)	-	-	-	-	-	-	-	-	-	-	-	-
Capital Contributed to Equity Accounted Council Businesses	(320)	(196)	(196)	(196)	(320)	(320)	(320)	(320)	(320)	(320)	(320)	(320)	(320)
Net Cash provided by (or used in) Investing Activities	(29,089)	(77,329)	(75,799)	(75,078)	(75,391)	(26,865)	(42,823)	(42,593)	(51,567)	(87,173)	(60,077)	(100,489)	(56,787)
Cash Flows from Financing Activities													
<u>Receipts</u>													
Proceeds from Borrowings	82,350	21,633	20,103	29,901	27,729	-	-	-	-	-	-	-	-
Proceeds from Bonds and Deposits	-	-	-	-	-	-	-	-	-	-	-	-	-
<u>Payments</u>													
Repayment from Borrowings	(109,050)	-	-	-	(29,722)	(20,454)	(7,437)	-	-	-	-	-	-
Repayment of Lease Liabilities	(4,724)	(4,771)	(4,771)	(4,771)	(4,877)	(4,989)	(5,102)	(5,224)	(4,521)	(4,518)	(3,989)	(3,262)	(3,344)
Repayment of Bonds & Deposits	(1,199)	-	-	-	-	-	-	-	-	-	-	-	-
Net Cash provided by (or used in) Financing Activities	(32,623)	16,862	15,333	25,131	22,853	(34,710)	(25,555)	(12,661)	(4,521)	(4,518)	(3,989)	(3,262)	(3,344)
Net Increase (Decrease) in Cash Held	1,072	(0)	(2,184)	(2,184)	(0)	0	(0)	16,799	18,329	(14,844)	15,126	(22,055)	24,323
plus: Cash & Cash Equivalents at beginning of period	1,912	800	2,984	2,984	800	800	800	800	17,599	35,928	21,084	36,210	14,155
Cash & Cash Equivalents at end of period	2,984	800	800	800	800	800	800	17,599	35,928	21,084	36,210	14,155	38,478

Long Term Financial Plan

Uniform Presentation of Finances													
\$'000s	2021-22 Actuals	2022-23 Budget	2022-23 Quarter Review 1	2022-23 Quarter Review 2	2023-24 Plan	2024-25 Plan	2025-26 Plan	2026-27 Plan	2027-28 Plan	2028-29 Plan	2029-30 Plan	2030-31 Plan	2031-32 Plan
Income	205,705	213,446	213,446	213,446	217,284	222,814	234,175	234,053	241,387	248,716	256,024	263,552	271,572
less Expenses	(204,728)	(213,359)	(213,359)	(213,359)	(216,223)	(222,270)	(230,578)	(228,268)	(235,818)	(243,477)	(251,448)	(259,345)	(267,339)
Operating Surplus / (Deficit) before Capital Amounts	977	87	87	87	1,061	545	3,598	5,784	5,569	5,238	4,575	4,207	4,233
Net Outlays on Existing Assets													
Capital Expenditure on Renewal & Replacement of Existing Assets	(29,987)	(46,889)	(53,447)	(50,114)	(60,015)	(50,345)	(52,703)	(52,453)	(51,427)	(87,033)	(59,937)	(100,349)	(56,647)
<i>add back</i> Depreciation, Amortisation and Impairment	56,568	57,264	57,264	57,264	59,818	61,465	65,272	66,448	69,027	71,788	74,796	77,669	80,401
<i>add back</i> Proceeds from Sale of Replaced Assets	1,322	971	971	971	500	500	500	500	500	500	500	500	500
Net Outlays on Existing Assets	27,903	11,346	4,788	8,121	(197)	11,120	12,570	13,995	17,600	(15,245)	14,859	(22,680)	23,754
Net Outlays on New and Upgraded Assets													
Capital Expenditure on New and Upgraded Assets	(22,832)	(53,136)	(52,739)	(44,155)	(22,876)	(520)	(320)	(320)	(320)	(320)	(320)	(320)	(320)
<i>add back</i> Amounts received specifically for New and Upgraded Assets	3,411	14,932	22,622	11,535	8,002	-	-	-	-	-	-	-	-
<i>add back</i> Proceeds from Sale of Surplus Assets	19,407	6,793	6,793	6,685	1,000	23,500	9,700	10,000	-	-	-	-	-
Net Outlays on New and Upgraded Assets	(14)	(31,411)	(23,324)	(25,935)	(13,875)	22,980	9,380	9,680	(320)	(320)	(320)	(320)	(320)
Net Lending / (Borrowing) for Financial Year	28,866	(19,979)	(18,449)	(17,727)	(13,011)	34,645	25,547	29,459	22,849	(10,327)	19,115	(18,793)	27,667

Long Term Financial Plan

Explanation	Target	2022-23 Budget	2022-23 Q1	2022-23 Q2	2023-24	2024-25	2025-26	2026-27	2027-28	2028-29	2029-30	2030-31	2031-32
Operating surplus as a percentage of operating revenue	0%-20%	0%	0%	0%	0%	0%	2%	2%	2%	2%	2%	2%	2%
Financial liabilities and a percentage of operating income	Less than 80%	10%	5%	5%	13%	21%	11%	1%	-6%	0%	-5%	4%	-4%
Expenditure on asset renewals as a percentage of forecast required expenditure in the asset management plans	90%-110%	90%	90%	97%	90%	90%	90%	90%	90%	90%	90%	90%	90%
Borrowings as a percentage of total saleable property assets	Maximum 50%	12%	8%	12%	17%	7%	2%	0%	0%	0%	0%	0%	0%
Number of times General Rates Revenue (less Landscape Levy) can service the annual interest expense	Maximum 10%	1.3%	1.4%	0.4%	0.7%	0.7%	0.0%	0.0%	0.0%	0.0%	0.0%	0.0%	0.0%
Total borrowings relative to General Rates Revenue (Less Landscape Levy)	Maximum 1.5 years	0.3	0.2	0.3	0.4	0.2	0.1	-	-	-	-	-	-
Operating income as a percentage of Operating Expenditure plus expenditure on renewal/replacement of assets	Greater than 100%	107%	103%	102%	97%	106%	107%	109%	111%	96%	108%	94%	112%
Total borrowings	Within Prudential Limits	39.8	28.1	37.9	57.6	27.9	7.4	-	-	-	-	-	-
		24%	17%	23%	31%	14%	4%	0%	0%	0%	0%	0%	0%
Operating Income less Expenditure	\$2M - \$10M	0.1	0.1	0.1	1.1	0.5	3.6	5.8	5.6	5.2	4.6	4.2	4.2
Proceeds from the sale of Council assets to fund new income generating assets or new strategic capital projects	N/A	24.8	26.4	28.0	27.0	50.5	60.2	70.2	70.2	70.2	70.2	70.2	70.2



Visitor
Information



Subsidiary Reports

Subsidiaries

Subsidiary Quarterly Reports are provided as attachments to this report.

Adelaide Central Market Authority (ACMA)

With over 70 traders under one roof, the Adelaide Central Market is one of the largest undercover fresh produce markets in the Southern Hemisphere, buzzing with life and colour all year round. The Adelaide Central Market remains Adelaide's premier food destination for multicultural cuisine and fresh produce.

Adelaide Economic Development Agency (AEDA)

Working closely with businesses, industry groups, state government agencies and other relevant organisations, AEDA delivers a range of programs designed to stimulate the city's economic growth with a focus on business growth, investment attraction, growing our visitor economy, residential growth, marketing the city as a whole and promoting Rundle Mall as Adelaide's premier shopping destination.

Kadaltilla – Park Lands Authority

The City of Adelaide has long recognised the value of the Adelaide Park Lands to the city, state and its inhabitants. Since 2005 the Park Lands have received protection when the State Government passed the Adelaide Park Lands Act 2005 (SA). The Kadaltilla / Park Lands Authority is principally an advisory body on Park Lands matters which also prepares the Adelaide Park Lands Management Strategy.

Brownhill and Keswick Creeks Stormwater Board

The Brown Hill Creek Stormwater Project has been a collaborative undertaking by the catchment councils to develop a Stormwater Management Plan (SMP). The scope and complexity of the plan are such that it could only be delivered effectively and efficiently by the five councils working collaboratively through a single entity. The Councils have therefore established the Brown Hill and Keswick Creeks Stormwater Board as a regional subsidiary to co-ordinate delivery of the SMP. Implementation of the plan will mitigate serious flood risks and help safeguard properties across the catchment.

